



Practical Theology
Sharpening Servant Leaders

PTH 653 LEC 01 Leading Christian Ministries

Spring 2020

Faculty Information

Professor: Randy C. Walls
Email: wallsr@evangel.edu
Phone: 417-865-2815 ext. 8845 - Office
417-860-6582 - Cell
Office location: AGTS Room 202
Office hours: M-F 9-4:30pm or by appointment



Course Information

Credit hours: 3
Course dates: F2F Jan. 6-8, 2020 (online thru Apr. 24, 2020)
Meeting times: Mon., Tue, 8:00am - 5:00pm; Wed. 8am-Noon
Location: AGTS Room 226

Required Texts

- Clinton, J. Robert. *The Making of a Leader: Recognizing the Lessons and Stages of Leadership Development*, 2nd Edition. Colorado Springs, CO: NavPress, 2012. (ISBN: 978-1612910758, 304 pages).
- Hersey, Paul. *The Situational Leader*. Escondido, CA: The Center for Leadership Studies, 1992. (ISBN: 978-0446513425, 128 pages).
- Kouzes, James M. and Barry Z. Posner. *The Leadership Challenge: How to Keep Getting Extraordinary Things Done in Organizations*, 6th Edition. San Francisco, CA: Jossey-Bass Publishers, 2017. (ISBN: 978-1119278962, 400 pages).
- Shawchuck, Norman and Roger Heuser. *Leading the Congregation: Caring for Yourself While Serving the People*, Revised Edition. Nashville, TN: Abingdon Press, 2010. (ISBN: 978-1426711398, 320 pages)

Winseman, Albert L., Donald O. Clifton, and Curt Liesveld. *Living Your Strengths: Discover Your God-Given Talents, and Inspire Your Community*, 2nd Edition. Washington, D.C.: The Gallup Organization, 2004. (ISBN: 978-1595620026, 264 pages)

NOTE: Due to the online assessment code in the book, don't buy a used copy of the Winseman text.

Evangel University Mission Statement

Evangel University is a comprehensive Christian university committed to excellence in educating and equipping students to become Spirit-empowered servants of God who impact the Church and society globally.

Assemblies of God Theological Seminary Mission Statement

AGTS shapes servant leaders with knowledge, skill and passion to revitalize the church and evangelize the world in the power of the Spirit.

Catalog Description

This course provides students with essential skills for leading ministry. It covers personal and organizational leadership issues.

Course Prerequisites

Students should take PTH 559 Relational Dynamics in Ministry before taking this course. The exception is the MLM 4 + 1 students who need the course in order to stay on their one-year degree completion track. All other exceptions must be approved by the students' academic advisors.

Course Purpose

As noted in the course description, this course will assist students in developing essential skills for leading ministry.

Learning Outcomes¹

Upon completion of this course, the student will be able to:	PLO	EU20	FWE/ON
1. Articulate their call to ministry within the context of personal style and spiritual giftings.	MDiv 7,9 MLM 1,3	C1,2,3 I4 G1,2	Outcome 1,2,5
2. Construct a purpose, vision, and values statement based upon the particularities of their personal call to ministry.	MDiv 7,9 MLM 1,3	C1,2,3 I4 G1,2	Outcome 1,2,5
3. Describe how their personal S.H.A.P.E. impacts their current and future ministry roles and functions.	MDiv 7,9 MLM 1,3	C1,2,3 I4 G1,2	Outcome 1,2,5
4. Evaluate the organizational cultures and systems of a local ministry context.	MDiv 7,9 MLM 1,3	C1,2,3 I4 G1,2	Outcome 1,2,5

¹ All masters and doctoral PLOs, EU20 and FWE outcomes can be found at <https://agts.edu/current-students/academic-policies/>

5. Construct a contextualized philosophy and personalized plan for leading a local ministry.	MDiv 7,9 MLM 1,3	C1,2,3 I4 G1,2	Outcome 1,2,5
--	---------------------	----------------------	------------------

Course Format

This hybrid course will utilize lecture and classroom discussion supported by PowerPoint presentations and videos during the classroom sessions. The online portion of the course will use reading reflection essays and discussion forums. Methods of evaluation will include reading reflections, discussion forums and applied research essays.

Course Schedule

This is a tentative course outline. The course schedule may be changed at the discretion of the course instructor. Notice of changes will be made in class and/or through Course Commons announcements.

Dates	Topic	Assignment	Due	Points
Jan. 6-8	F2F Sessions	Lecture/Discussion		
Jan. 9-14	Course Overview & Introductions for online students	Intro. CDF Gifts Assessment, Begin <i>W</i> text	Tue, Jan 14 @ 11:59PM	
Jan. 15-21	Spiritual Giftings	<i>S/H</i> - Ch. 4, <i>K/P</i> - Ch. 1 Calling CDF	Tue, Jan 21 @ 11:59PM	55
Jan. 22-28	Mission, Vision & Values	<i>S/H</i> - Ch. 5, <i>K/P</i> Chs. 5 & 6 M,V,V CDF	Tue, Jan 28 @ 11:59PM	55
Jan. 29 - Feb. 4	Abilities	<i>W</i> Report <i>SF</i> Assessment <i>SF</i> CDF	Tue, Feb 4 @ 11:59PM	100
Feb. 5-11	Personality	MBTI Assessment DiSC Assessment MBTI & DiSC CDF	Tue, Feb 11 @ 11:59PM	50
Feb. 12-18	Experience	<i>S/H</i> - Chs. 1 & 2 <i>K/P</i> - Chs. 3 & 4 <i>C</i> Report	Tue, Feb 18 @ 11:59PM	55
Feb. 19-25	Shape Review, F.W.E.			
Feb. 26 - Mar. 3	Organizational Systems	<i>S/H</i> - Ch. 12 <i>K/P</i> - Chs. 11 & 12 Org. Systems CDF	Tue, Mar 3 @ 11:59PM	55
Mar. 4-10	Organizational Cultures	<i>S/H</i> - Chs. 6 & 13 Org. Culture CDF	Tue, Mar 10 @ 11:59PM	55
Mar. 11-17	MVV Driven Ministries	<i>S/H</i> - Chs. 14 & 15 Org. M,V,V CDF	Tue, Mar 17 @ 11:59PM	55
Mar. 18-24	Leading Change	<i>S/H</i> - Ch. 16 <i>K/P</i> - Chs. 7 & 8	Tue, Mar 24 @ 11:59PM	5

		<i>S/H</i> - Chs. 10 & 11 <i>K/P</i> - Ch. 9		
Mar. 25-31	Conflict Management	Conflict CDF	Tue, Mar 31 @ 11:59PM	55
Apr. 1-7	Critical Issues	<i>H</i> Report	Tue, Apr 7 @ 11:59PM	50
Apr. 8-14	Situational Leadership, Course Review	<i>S/H</i> Report <i>K/P</i> Report	Tue, Apr 14 @ 11:59PM	100
Apr. 15-23	Final Project	Assessment Portfolio Final Project	Thu, Apr 23 @ 11:59PM	150

Course Policies & Requirements

Preparation

In order to succeed in this class, students should be in every classroom session and also have regular access to a computer, the internet, Evangel email and [Course Commons](#). This class will use Course Commons for all course assignments.

Participation

Students will be expected to regularly contribute to the class, collaborate with one another, and to “learn by doing.”

Attendance

Students enrolled in the hybrid course must be present for all of the seated classroom sessions. All other attendance through the rest of the semester will be counted based upon participation in the weekly online assignments.

Assignments

- 1. Reading Assignments Affidavit:** Read all of the required textbooks and complete a reading affidavit for each on the assigned dates. **Reading affidavits will comprise 10% of the total course grade.**
- 2. Reading Reports:** Read all of the required textbooks and complete a reflection form for each on the assigned dates. The reading reflection forms are not book reports, nor formal critiques. Rather, each of them are personal reflections on the 3 or 4 key insights that most impacted your understanding and/or practice of ministry. **Reading reports will comprise 20% of the total course grade.**
- 3. Course Discussion Forums (CDFs):** Complete each of the CDFs by the due dates noted in the course outline. **CDFs will comprise 25% of the total course grade.**
- 4. Assessments:** Complete each of the four assessments by the due dates noted in the course outline. Submit a portfolio of the results pages for the four assessments to the Course Commons dropbox as directed in the course outline. **The assessment portfolio will comprise 5% of the total course grade.**
- 5. Analytical Reflection Paper:** Complete the 18-20 page analytical reflection paper by the due date noted in the course outline. **Analytical reflection paper will comprise 40% of the total course grade.**

Writing Style Guide

All formal papers (unless otherwise specified by the instructor) are to be formatted according to the [AGTS Writing Style Guide](#).

Communication

If you have a question, comment or suggestion, feel free to contact me. You may contact me by phone, email, or through Course Commons. I will respond to emails/messages within 24 hours. I expect students to stay on top of communication that I send to them. Please be sure to set up your notifications so that you are daily connected to what's happening in our class.

Assessment

The grading rubrics for major assignments will be available with the assignment instructions. For most assignments, grades will be posted in Course Commons within 7 days to allow the professor time to provide detailed feedback along with the evaluation.

Grading Policy

Assignment Group	Total Points	Weight
Reading Affidavits	40 pts.(5 ea.)	10
Reading Reports	250 pts. (50 ea.)	20
CDFs	400 pts. (50 ea.)	25
Assessment Portfolio	50 pts.	5
Analytical Reflection Paper	100 pts.	40
Total	840	100%

Late/Missed Assignment Policy

The assignments are set up for the course to create a weekly rhythm of learning. If the student anticipates the need to submit an assignment later than the prescribed due date, contact the professor to provide the anticipated date of submission. No assignments will be graded down for late submission. However...

- Please be proactive in your assignment preparation and submission!
- If there are any difficulties in submitting an assignment, please email me immediately!
- Difficulties with an assignment? Contact me before the due date!

Grading Scale

✍️ Grades will be based on the number of points accumulated by completing assignments, projects, and quizzes. The following grading scale applies:

100% ▶	93% ▶	89% ▶	86% ▶	83% ▶	80% ▶	76% ▶	73% ▶	69% ▶	66% ▶	63% ▶	59% ▶
94%	90%	87%	84%	80%	77%	74%	70%	67%	64%	60%	0%
A	A-	B+	B	B-	C+	C	C-	D+	D	D-	F

Grade Access

All course grades will be recorded and shown through Course Commons. Simply click the "Grades" link in the course menu. For more information on how to check your grades and what you can do from this page, see [How Do I View My Grades?](#)

I will attempt to grade assignments and provide feedback within 48 hours of the assignment due date. Larger assignments/projects may take up to 1 week to grade so that feedback can be

provided. Please pay attention to notifications of graded items and recent feedback. **I expect students to review and learn from the feedback that I provide on their assignments.**

The Temporary Grade of Incomplete

An "I" (Incomplete) applies to work of acceptable quality when one or more required assignments are not completed because of illness, accident, death in the family, or other satisfactory reason. The request for an Incomplete should be student-initiated. The *Incomplete (I) Grade Request Form* may be obtained from the AGTS website under administrative forms.

Bibliography

Provided in class as needed.

Specific Data

Syllabus prepared by Dr. Randy C. Walls, Fall 2019.

Academic Integrity

As participants in a Christian university, members of the broader academic community, and active professionals, it is incumbent upon every member of the Evangel community to employ and encourage integrity in all our academic and professional pursuits. Any and every instance of academic dishonesty compromises the mission of Evangel University and violates the standards we hold as people of Christ and practitioners within our professional fields. Students are expected to understand and avoid all forms of academic dishonesty, which includes falsification, cheating, collusion, and plagiarism.

As members of the Evangel community, students share the responsibility to deter and report academic dishonesty. Should a student become aware of a violation of academic integrity, he or she is encouraged to report the incident to a faculty member or department chairperson.

It is the responsibility of the faculty to address any and all acts of academic dishonesty. Sanctions for violations of academic dishonesty can include but are not limited to a failing grade on an assignment, a failing grade for the course, suspension from school, or expulsion from the university. Evangel's policy on academic integrity, as published in the [Student Handbook](#), appears in the section IX. University Policies: Academic Integrity.

Accommodation Statement

Evangel University is committed to equal educational opportunities for students with disabilities in accordance with Section 504 of the Rehabilitation Act of 1973 and the American with Disabilities Act as amended (ADA). Academic Support, a division of the Center for Student Success, is the office designated by Evangel University to review disability documentation, determine reasonable accommodations, and develop plans for the provision of such accommodations.

If you have already established accommodations through Academic Support and receive accommodation memos, please meet with me to discuss the provisions of those accommodations as soon as possible (accommodations are not retroactive). If you have not yet established accommodations, but have a disability or health condition (permanent or temporary) that may have some impact on your work in this class and for which you may require accommodations, you are welcome to contact Academic Support staff in the Center for Student Success (ZM-208; 417-865-2815 x.8215) so that accommodations can be arranged. See the [Disability and Academic Accommodations Handbook](#) for further information on the accommodations process.

Inclusive Language

The Assemblies of God Theological Seminary employs inclusive language for human beings in both verbal and written communication. This commitment to equality and community is rooted in the biblical revelation of God's will to form one united people, including men and women from every nation, people, tongue, and tribe (Rev 7:7-9). In regard to biblical texts, the integrity of the original expressions and the names of God should be respected. Students must use inclusive language in all assignments.

Electronic Devices in the Classroom

It is expected that electronic devices will be used during class to support the students' learning. Any use of technology that substantially degrades the learning environment or promotes dishonesty or illegal activities is prohibited.

Cell phones should only be used for academic purposes during class. It is not permissible to answer cell phones or engage in text messaging while class is in session. Should an emergency situation arise that requires you to use your cell phone, please make the professor aware of the circumstances.

University Resources

Evangel University Libraries

Klaude Kendrick Library's physical holdings currently includes approximately 120,000 bound volumes, 3,100 media in various formats, and number of periodical subscriptions to key titles in relevant fields of study. The facility includes a computer center, equipped with 13 computers, multiple laser printers, and a copy machine/scanner/printer, providing access to productivity software, library resources and the Internet. The library also provides access to a wireless network throughout the facility.

The **Cordas C. Burnett Library** is the major information resource center of AGTS. Its physical holdings currently includes 127,726 bound volumes, 5,561 media in various formats, and number of periodical subscriptions to key titles in relevant fields of study.

To access the library catalogs and resources online, visit [Evangel University Libraries](#). Evangel's libraries include computer centers, equipped with computers and a copy machine/scanner/color printer, providing access to productivity software, library resources, and the Internet. The libraries also provides access to a wireless network throughout the facility.

The Write Place

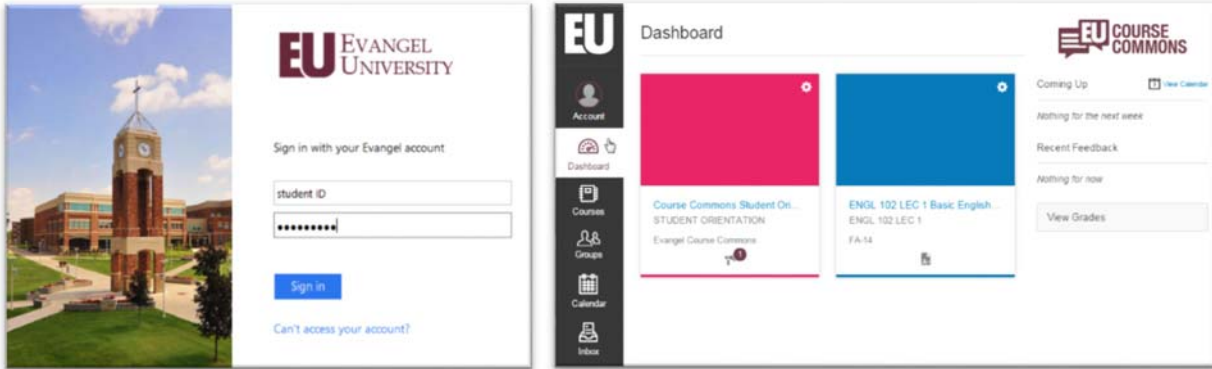
The Write Place is a free service available to all Evangel students. The tutors in The Write Place offer tutoring and support to help each student through the writing process. Although The Write Place is not an editing service, the tutors do teach correct grammar and punctuation, which then may be applied to the student's paper. Students must engage tutors directly and take an active role in the correction process. The Write Place is available to online students. For more information or to set up an appointment, see [The Write Place Online](#).

The Center for Student Success

The Center for Student Success is also available to all Evangel student. The Center for Student Success provides tutoring, coaching and academic support. The Center for Student Success is located in Zimmerman Hall 208. The Center for Student Success is available to online students. For more information or to set up an appointment, see [The Center for Student Success](#).

Course Commons

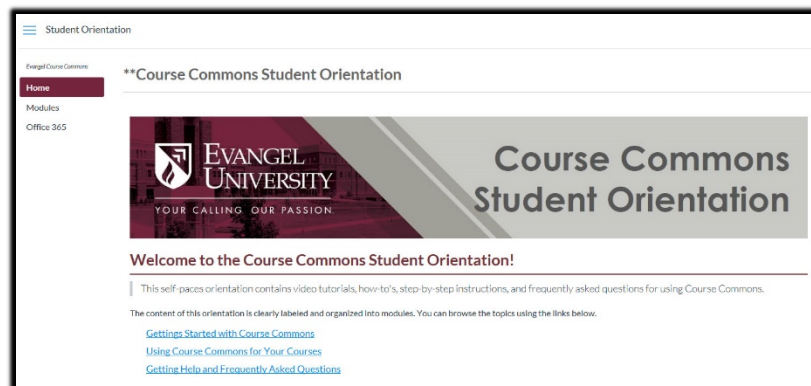
This course will use Course Commons, Evangel's learning management system. There are links to Course Commons in the Student Portal and the Evangel website. The login page for Course Commons is <https://courses.evangel.edu>.



Use your Evangel username and password to login.

Course Commons Student Orientation

All Evangel students have access to the [Course Commons Student Orientation](#). If you are new to Course Commons, you are encouraged to take advantage of this excellent resource. As part of your course preparation, this will help you make the most of the features that are available to you as a student.



Accessing the Course in Course Commons

Access your courses list by clicking on the Courses icon on the Global Navigation menu on the left of the screen. You can also click on the course card on the Dashboard.

To customize your Courses list, see the following Help Guide:

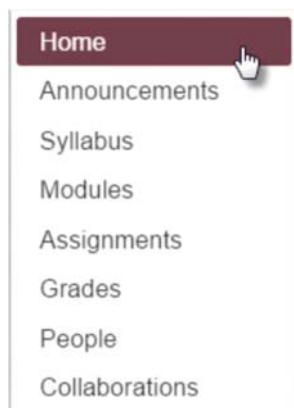
[How do I customize my Courses list?](#)

Students will have access to this course in Course Commons seven (7) days *before* the official beginning of the semester. If students have not completed their financial registration by the first official day of class, their course access will be revoked.

After the end of the semester, students will have read-only access to the course through Course Commons. Only access to already submitted work, course resources and grades will be available.

Accessing Course Content in Course Commons

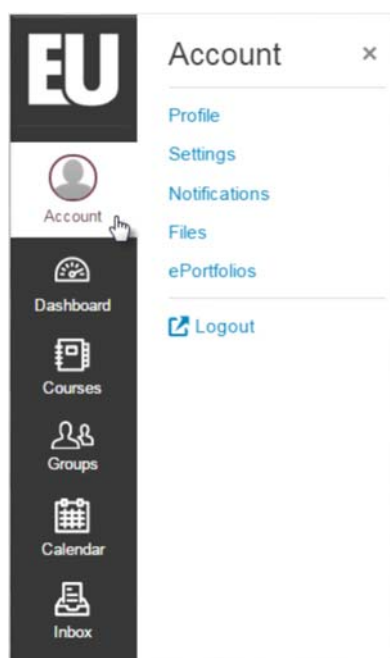
The professor controls the availability of course content and features. Some items may be unavailable until a date set by the professor.



You can navigate the course content and features using the Course Navigation menu on the left. This menu can be customized by the professor, so it may differ from course to course, depending on what features the professor has chosen to make available.

You can collapse the Course Navigation menu to focus on the page content. Click on the menu icon in the upper left (which looks like 3 lines). You can expand the menu by clicking on the menu icon again. All course content (syllabus, modules, course materials, assignments, online quizzes, online discussions, grades, etc.) can be accessed using the links in the Course Navigation menu.

Personal Settings in Course Commons



Students can adjust their personal settings in Course Commons. Click on the Account icon to access the Account menu.

On the **Profile** page, you can add a profile picture to your account. You can also edit your display name, which will show to your instructor and peers throughout Course Commons. The **Settings** link allows you to add additional contact methods (personal email or cell phone number for text message alerts) to your account. You can also add external services, like Twitter, Skype or Google Drive.

The **Notifications** link allows you to customize *what* notifications you receive from Course Commons and *how* and *when* you receive them. This is a student-centered feature that allows you to optimize your notifications to help you stay connected to what is happening in all your courses.

For more information, see the following pages in the Course Commons Student Orientation: [How to Update your Profile and Settings](#) and [How to Update Your Notifications Preferences](#).

Accessing Grades in Course Commons

All course grades will be recorded and shown through Course Commons. Simply click the “Grades” button on the lower right of the Dashboard to access your grades for all courses. You can also use the Grades link in the Course Navigation to access your grades for this course. For more information on how to check your grades and what you can do from the Grades page, see the following page from the Course Commons Student Orientation: [How to Check My Grades](#).

How to Get Help with Course Commons

Help is never more than a few clicks away! You can access the Support menu from any page in Course Commons.

Click on the Support icon in the lower left corner of the screen.

Because the Course Commons is powered by the Canvas Learning Management System, all help guides and helpdesk tickets will reference Canvas.

From the Support menu, you can send a message to your instructor, search the Canvas Help Guides, or report a problem. You can browse the [Canvas Student Guide](#) for help on a specific topic.

Course Commons Troubleshooting

Do you have a question about a quiz, an assignment, or another item in the course? Contact your professor.

Are you having technical problems with Course Commons? Click the Support icon, click “Report a Problem” and complete the form to file a ticket for a personal response from the support team. Please be sure to include a thorough description of the problem.

Are you having trouble with your Evangel account (username and password)? Contact the IT Helpdesk at studenthelp@evangel.edu (email) or call 417-865-2815 ext. 4357 (HELP). Please allow 24 hours for a response on a weekday and 48 hours for a response on the weekend.

Support



Course Commons Student Orientation

This course provides on-demand video tutorials for using Course Commons.

The Center for Student Success

Your success is our goal! This course contains resources for career planning, student employment, tutoring and academic support.

The Write Place

Find resources and connect with tutors to help you hone your writing skills.

Ask Your Instructor a Question

Questions are submitted to your instructor

Search the Canvas Guides

Find answers to common questions

Report a Problem

If Canvas misbehaves, tell us about it