



Practical Theology
Sharpening Servant Leaders

PTH 556 LEC 01 Field Education Research Project

Spring 2020

Faculty Information

Professor: Randy C. Walls
Email: wallsr@evangel.edu
Phone: 417-865-2815 ext. 8845 - Office
417-860-6582 - Cell
Office location: AGTS Room 202
Office hours: M-F 9-4:30pm or by appointment



Course Information

Credit hours: 3
Course dates: Jan. 14 to Apr. 23, 2020
Meeting times: Tuesdays 8:00-10:45am
Location: AGTS Room 227

Required Texts

Strunk, William, Jr. and E.B. White. *The Elements of Style (4th Edition)*. Boston, MA: Allyn and Bacon, 1999. (105 pages, ISBN: 978-0205309023).

Turabian, Kate L., *A Manual for Writers of Research Papers, Theses, and Dissertations, Ninth Edition: Chicago Style for Students and Researchers*. Chicago, IL: University Of Chicago Press, 2013. (464 pages, ISBN: 978-0226430577).

Evangel University Mission Statement

Evangel University is a comprehensive Christian university committed to excellence in educating and equipping students to become Spirit-empowered servants of God who impact the Church and society globally.

Assemblies of God Theological Seminary Mission Statement

AGTS shapes servant leaders with knowledge, skill and passion to revitalize the church and evangelize the world in the power of the Spirit.

Catalog Description

This course is designed for students pursuing the Master of Divinity, Master of Arts in Intercultural Studies, Master of Leadership and Ministry, or Master of Pastoral Leadership. It requires significant research in biblical and contemporary literature in relation to ministry praxis in a local church, parachurch, and/or intercultural context. It leads to the production of an integrative, field-based writing project. See *GMD Field Education Research Project Manual*.

Note: This summative course should be taken during the last year of study.

Course Prerequisites

Since the course is the final research project for each degree program, students are advised to take this as one of their last courses.

Course Purpose

As noted in the course description, this course will assist students in preparing their final research project.

Learning Outcomes¹

| Upon completion of this course, the student will be able to: | PLO | EU20 | FWE/ON |
|-------------------------------------------------------------------------------------------------------------------------------------------------------|---------------------|--------------------------|------------------|
| 1. Articulate a theological rationale for implementing a ministry plan or program in a local context. | MDiv-1,4,9 MLM-3 | C3 E2,3,4 I1, G5 | Outcome 1 |
| 2. Summarize the essential elements of professional praxis for their local ministry plan/program. | MDiv-1,4,9 MLM-3 | C3 E2,3,4 I1, G5 | Outcome 1,4,6 |
| 3. Construct and implement a plan/program for leading a local ministry based upon their project research. | MDiv-1,4,9 MLM-3 | C3 E2,3,4 I1,4, G5 | Outcome 1,4,6 |
| 4. Assess the effectiveness of their local ministry plan/program and its value to the larger ministry community. | MDiv-1,4,9 MLM-3 | C3 E2,3,4 I1, G5 | Outcome 1 |
| 5. (MDiv Only) Provide a strong exegetical basis for the theological rationale used in their ministry plan/ program. | MDiv 1,4,9 | C3 E2,3,4 I1, G5 | Outcome 1 |
| 6. (MDiv Only) Identify the historical theological development of their research topic and assess its relevance to their local ministry plan/program. | MDiv 1,4,9 | C3 E2,3,4 I1,4, G5 | Outcome 1 |

¹ All masters and doctoral PLOs, EU20 and FWE outcomes can be found at <https://agts.edu/current-students/academic-policies/>

Course Format

This seated course will utilize lecture and classroom discussion supported by PowerPoint presentations. Methods of evaluation will include a reading reflection, course discussion forums, research assignments and an applied research project.

Course Schedule

This is a tentative course outline. The course schedule may be changed at the discretion of the course instructor. Notice of changes will be made in class and/or through Course Commons announcements.

| Dates | Topic | Assignment | Due | Points |
|------------------|------------------------------------------------------|-------------------------------------|-----------------------|--------|
| Jan. 14-20 | Course Overview | CDF & Lecture | Mon, Jan 20 @ 11:59PM | |
| Jan. 21-27 | Topic Selection | CDF & Lecture | Mon, Jan 27 @ 11:59PM | 10 |
| Jan. 28 - Feb. 3 | Biblical Exposition & Theo. Reflection | CDF & Lecture | Mon, Feb 3 @ 11:59PM | 10 |
| Feb. 4-10 | Professional Research Writing Style & Grading Rubric | CDF (MDiv Only) & Lecture | Mon, Feb 10 @ 11:59PM | |
| Feb. 11-17 | No lecture | S/W Report | Mon, Feb 17 @ 11:59PM | 10 |
| Feb. 18-24 | No lecture | NEO Assessment | Mon, Feb 24 @ 11:59PM | 50 |
| Feb. 24 - Mar. 2 | No lecture | | Mon, Mar 2 @ 11:59PM | |
| Mar. 3-9 | No lecture | | | |
| Mar. 10-16 | No lecture | Outline & 1st Draft of Bibliography | Mon, Mar 16 @ 11:59PM | 10 |
| Mar. 17-23 | No lecture | Final Bibliography | Mon, Mar 23 @ 11:59PM | 10 |
| Mar. 24-30 | No lecture | | | |
| Mar. 31 - Apr. 6 | NEO Review | Video Lecture | Mon, Apr 6 @ 11:59PM | |
| Apr. 7-13 | No lecture | Turnitin Review (Optional) | | |
| Apr. 14-20 | No lecture | Editorial Input & Review (Optional) | | |
| Apr. 21-23 | No lecture | Final Project | Thu, Apr 23 @ 11:59PM | 100 |

Course Policies & Requirements

Preparation

In order to succeed in this class, students should be in every classroom session and also have regular access to a computer, the internet, Evangel email and Course Commons. This class will use Course Commons for all course assignments.

Participation

Students will be expected to regularly contribute to the class, collaborate with one another, and to “learn by doing.”

Attendance

A student is only allowed to be absent up to 2 weeks of classes a semester (or 1 day of a module). It is presupposed that any such absence would be due to extenuating circumstances. However, except for a serious medical emergency, if more than allowed absences take place, it is an automatic withdrawal for that class.

Assignments

- 1. Reading Report:** Read the required textbook and complete a reading affidavit and reflection form on the assigned date. This form is not a book report, nor formal critique. Rather, it is a personal reflections on the 3 or 4 key insights that most impacted your understanding and/or practice of graduate level writing. **Reading report will comprise 5% of the total course grade.**
- 2. Course Discussion Forums (CDFs) and Dropboxes:** Complete each of the CDFs & Dropbox assignments by the due dates noted in the course outline. **CDFs & Dropboxes will comprise 15% of the total course grade.**
- 3. Assessment:** Complete the assessment by the due date noted in the course outline.
- 4. Final Project:** Complete and submit the final summative project for the course to the Course Commons dropbox as directed in the course outline. **Final project will comprise 80% of the total course grade.**

Writing Style Guide

All formal papers (unless otherwise specified by the instructor) are to be formatted according to the [AGTS Writing Style Guide](#).

Communication

If you have a question, comment or suggestion, feel free to contact me. You may contact me by phone, email, or through Course Commons. I will respond to emails/messages within 24 hours. I expect students to stay on top of communication that I send to them. Please be sure to set up your notifications so that you are daily connected to what’s happening in our class.

Assessment

The grading rubrics for major assignments will be available with the assignment instructions. For most assignments, grades will be posted in Course Commons within 7 days to allow the professor time to provide detailed feedback along with the evaluation.

Grading Policy

| Assignment Group | Total Points | Weight |
|------------------|------------------|--------|
| Assessment | 50 pts. | 0 |
| CDFs/Dropboxes | 5 @ 10 pts. Each | 15 |
| Reading Report | 50 pts. | 5 |
| Final Project | 100 pts. | 80 |
| Total: | 250 pts. | 100% |

Late/Missed Assignment Policy

The assignments are set up for the course to create a weekly rhythm of learning. If the student anticipates the need to submit an assignment later than the prescribed due date, contact the professor to provide the anticipated date of submission. With the exception of the note below, no other assignments will be graded down for late submission.

NOTE: However, the small group discussion assignments are time sensitive. Everyone must submit the original posting by its due date in order to provide the other small group members with an opportunity to review and reflect before posting their responses. Original posts will be reduced by 5 pts per day beyond the due date. The same is true of the response postings.

- Please be proactive in your assignment preparation and submission!
- If there are any difficulties in submitting an assignment, please email me immediately!
- Difficulties with an assignment? Contact me before the due date!

Grading Scale

Grades will be based on the number of points accumulated by completing assignments, projects, and quizzes. The following grading scale applies:

| | | | | | | | | | | | |
|---------------|--------------|--------------|--------------|--------------|--------------|--------------|--------------|--------------|--------------|--------------|-------------|
| 100% ▶ 94% | 93% ▶ 90% | 89% ▶ 87% | 86% ▶ 84% | 83% ▶ 80% | 80% ▶ 77% | 76% ▶ 74% | 73% ▶ 70% | 69% ▶ 67% | 66% ▶ 64% | 63% ▶ 60% | 59% ▶ 0% |
| A | A- | B+ | B | B- | C+ | C | C- | D+ | D | D- | F |

Grade Access

All course grades will be recorded and shown through Course Commons. Simply click the “Grades” link in the course menu. For more information on how to check your grades and what you can do from this page, see [How Do I View My Grades?](#)

I will attempt to grade assignments and provide feedback within 48 hours of the assignment due date. Larger assignments/projects may take up to 1 week to grade so that feedback can be provided. Please pay attention to notifications of graded items and recent feedback. **I expect students to review and learn from the feedback that I provide on their assignments.**

The Temporary Grade of Incomplete

An “I” (Incomplete) applies to work of acceptable quality when one or more required assignments are not completed because of illness, accident, death in the family, or other satisfactory reason. The request for an Incomplete should be student-initiated. The *Incomplete (I) Grade Request Form* may be obtained from the AGTS website under administrative forms.

Bibliography

Provided in class as needed.

Specific Data

Syllabus prepared by Dr. Randy C. Walls, Fall 2019.

Academic Integrity

As participants in a Christian university, members of the broader academic community, and active professionals, it is incumbent upon every member of the Evangel community to employ and encourage integrity in all our academic and professional pursuits. Any and every instance of academic dishonesty compromises the mission of Evangel University and violates the standards we hold as people of Christ and practitioners within our professional fields. Students are expected to understand and avoid all forms of academic dishonesty, which includes falsification, cheating, collusion, and plagiarism.

As members of the Evangel community, students share the responsibility to deter and report academic dishonesty. Should a student become aware of a violation of academic integrity, he or she is encouraged to report the incident to a faculty member or department chairperson.

It is the responsibility of the faculty to address any and all acts of academic dishonesty. Sanctions for violations of academic dishonesty can include but are not limited to a failing grade on an assignment, a failing grade for the course, suspension from school, or expulsion from the university. Evangel's policy on academic integrity, as published in the [Student Handbook](#), appears in the section IX. University Policies: Academic Integrity.

Accommodation Statement

Evangel University is committed to equal educational opportunities for students with disabilities in accordance with Section 504 of the Rehabilitation Act of 1973 and the American with Disabilities Act as amended (ADA). Academic Support, a division of the Center for Student Success, is the office designated by Evangel University to review disability documentation, determine reasonable accommodations, and develop plans for the provision of such accommodations.

If you have already established accommodations through Academic Support and receive accommodation memos, please meet with me to discuss the provisions of those accommodations as soon as possible (accommodations are not retroactive). If you have not yet established accommodations, but have a disability or health condition (permanent or temporary) that may have some impact on your work in this class and for which you may require accommodations, you are welcome to contact Academic Support staff in the Center for Student Success (ZM-208; 417-865-2815 x.8215) so that accommodations can be arranged. See the [Disability and Academic Accommodations Handbook](#) for further information on the accommodations process.

Inclusive Language

The Assemblies of God Theological Seminary employs inclusive language for human beings in both verbal and written communication. This commitment to equality and community is rooted in the biblical revelation of God's will to form one united people, including men and women from every nation, people, tongue, and tribe (Rev 7:7-9). In regard to biblical texts, the integrity of the original expressions and the names of God should be respected. Students must use inclusive language in all assignments.

Electronic Devices in the Classroom

It is expected that electronic devices will be used during class to support the students' learning. Any use of technology that substantially degrades the learning environment or promotes dishonesty or illegal activities is prohibited.

Cell phones should only be used for academic purposes during class. It is not permissible to answer cell phones or engage in text messaging while class is in session. Should an emergency situation arise that requires you to use your cell phone, please make the professor aware of the circumstances.

University Resources

Evangel University Libraries

Klaude Kendrick Library's physical holdings currently includes approximately 120,000 bound volumes, 3,100 media in various formats, and number of periodical subscriptions to key titles in relevant fields of study. The facility includes a computer center, equipped with 13 computers, multiple laser printers, and a copy machine/scanner/printer, providing access to productivity software, library resources and the Internet. The library also provides access to a wireless network throughout the facility.

The **Cordas C. Burnett Library** is the major information resource center of AGTS. Its physical holdings currently includes 127,726 bound volumes, 5,561 media in various formats, and number of periodical subscriptions to key titles in relevant fields of study.

To access the library catalogs and resources online, visit [Evangel University Libraries](#). Evangel's libraries include computer centers, equipped with computers and a copy machine/scanner/color printer, providing access to productivity software, library resources, and the Internet. The libraries also provides access to a wireless network throughout the facility.

The Write Place

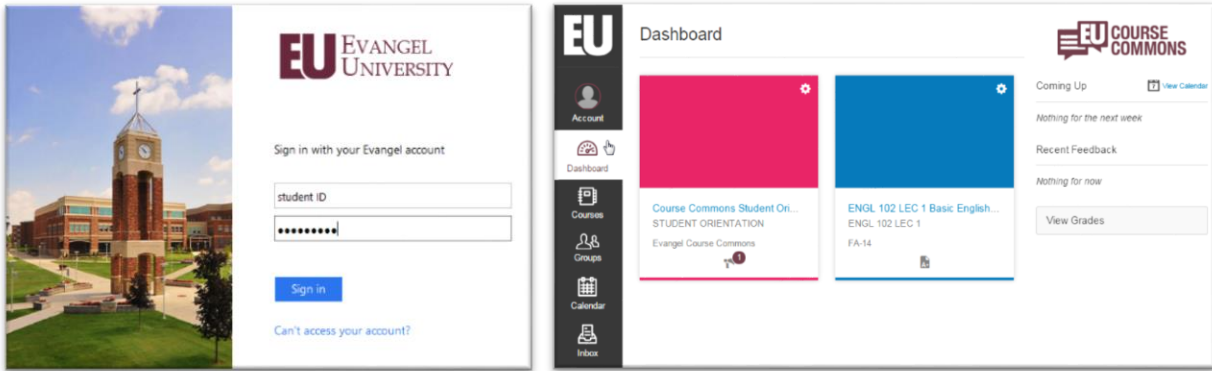
The Write Place is a free service available to all Evangel students. The tutors in The Write Place offer tutoring and support to help each student through the writing process. Although The Write Place is not an editing service, the tutors do teach correct grammar and punctuation, which then may be applied to the student's paper. Students must engage tutors directly and take an active role in the correction process. The Write Place is available to online students. For more information or to set up an appointment, see [The Write Place Online](#).

The Center for Student Success

The Center for Student Success is also available to all Evangel student. The Center for Student Success provides tutoring, coaching and academic support. The Center for Student Success is located in Zimmerman Hall 208. The Center for Student Success is available to online students. For more information or to set up an appointment, see [The Center for Student Success](#).

Course Commons

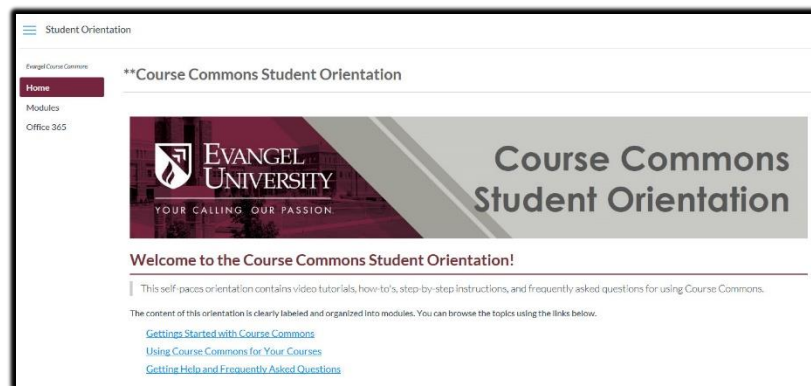
This course will use Course Commons, Evangel's learning management system. There are links to Course Commons in the Student Portal and the Evangel website. The login page for Course Commons is <https://courses.evangel.edu>.



Use your Evangel username and password to login.

Course Commons Student Orientation

All Evangel students have access to the [Course Commons Student Orientation](#). If you are new to Course Commons, you are encouraged to take advantage of this excellent resource. As part of your course preparation, this will help you make the most of the features that are available to you as a student.



Accessing the Course in Course Commons

Access your courses list by clicking on the Courses icon on the Global Navigation menu on the left of the screen. You can also click on the course card on the Dashboard.

To customize your Courses list, see the following Help Guide:

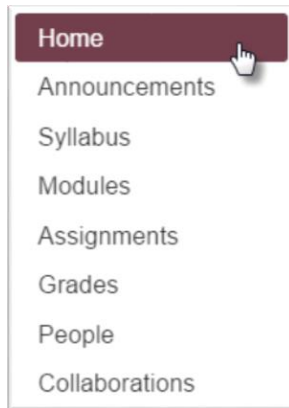
[How do I customize my Courses list?](#)

Students will have access to this course in Course Commons seven (7) days *before* the official beginning of the semester. If students have not completed their financial registration by the first official day of class, their course access will be revoked.

After the end of the semester, students will have read-only access to the course through Course Commons. Only access to already submitted work, course resources and grades will be available.

Accessing Course Content in Course Commons

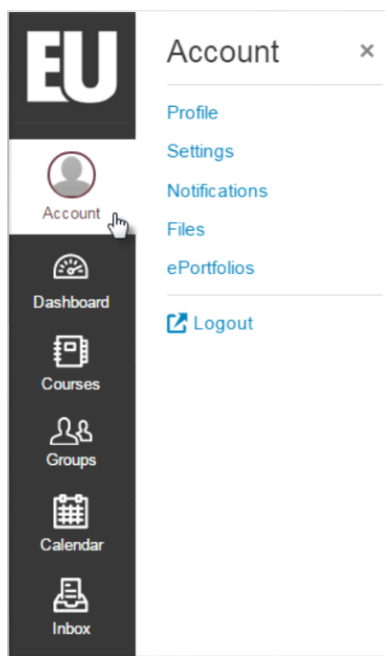
The professor controls the availability of course content and features. Some items may be unavailable until a date set by the professor.



You can navigate the course content and features using the Course Navigation menu on the left. This menu can be customized by the professor, so it may differ from course to course, depending on what features the professor has chosen to make available.

You can collapse the Course Navigation menu to focus on the page content. Click on the menu icon in the upper left (which looks like 3 lines). You can expand the menu by clicking on the menu icon again. All course content (syllabus, modules, course materials, assignments, online quizzes, online discussions, grades, etc.) can be accessed using the links in the Course Navigation menu.

Personal Settings in Course Commons



Students can adjust their personal settings in Course Commons. Click on the Account icon to access the Account menu.

On the **Profile** page, you can add a profile picture to your account. You can also edit your display name, which will show to your instructor and peers throughout Course Commons. The **Settings** link allows you to add additional contact methods (personal email or cell phone number for text message alerts) to your account. You can also add external services, like Twitter, Skype or Google Drive.

The **Notifications** link allows you to customize *what* notifications you receive from Course Commons and *how* and *when* you receive them. This is a student-centered feature that allows you to optimize your notifications to help you stay connected to what is happening in all your courses.

For more information, see the following pages in the Course Commons Student Orientation: [How to Update your Profile and Settings](#) and [How to Update Your Notifications Preferences](#).

Accessing Grades in Course Commons

All course grades will be recorded and shown through Course Commons. Simply click the “Grades” button on the lower right of the Dashboard to access your grades for all courses. You can also use the Grades link in the Course Navigation to access your grades for this course. For more information on how to check your grades and what you can do from the Grades page, see the following page from the Course Commons Student Orientation: [How to Check My Grades](#).

How to Get Help with Course Commons

Help is never more than a few clicks away! You can access the Support menu from any page in Course Commons.

Click on the Support icon in the lower left corner of the screen. Because the Course Commons is powered by the Canvas Learning Management System, all help guides and helpdesk tickets will reference Canvas.

From the Support menu, you can send a message to your instructor, search the Canvas Help Guides, or report a problem. You can browse the [Canvas Student Guide](#) for help on a specific topic.

Course Commons Troubleshooting

Do you have a question about a quiz, an assignment, or another item in the course? Contact your professor.

Are you having technical problems with Course Commons? Click the Support icon, click “Report a Problem” and complete the form to file a ticket for a personal response from the support team. Please be sure to include a thorough description of the problem.

Are you having trouble with your Evangel account (username and password)? Contact the IT Helpdesk at studenthelp@evangel.edu (email) or call 417-865-2815 ext. 4357 (HELP). Please allow 24 hours for a response on a weekday and 48 hours for a response on the weekend.

Support



Course Commons Student Orientation

This course provides on-demand video tutorials for using Course Commons.

The Center for Student Success

Your success is our goal! This course contains resources for career planning, student employment, tutoring and academic support.

The Write Place

Find resources and connect with tutors to help you hone your writing skills.

Ask Your Instructor a Question

Questions are submitted to your instructor

Search the Canvas Guides

Find answers to common questions

Report a Problem

If Canvas misbehaves, tell us about it