

**Practical Theology Department**  
"Shaping Servant-Leaders"

— Syllabus —

<p><b>COURSE NUMBER and TITLE:</b> PTH 522 Identity and Calling of the Spiritual Leader  <b>CREDIT HOURS:</b> 3 Credit Hours  <b>SEMESTER:</b> Fall 2019  <b>COURSE DAY/TIME:</b> Online Course</p>	<p><b>INSTRUCTOR:</b> Randy C. Walls, D.Min.  <b>PHONE:</b> (417) 268-1045 or (417) 860-6582  <b>OFFICE:</b> AGTS Room 202  <b>EMAIL:</b> <a href="mailto:rwalls@agts.edu">rwalls@agts.edu</a>  <b>OFFICE HOURS:</b> Send email for phone appt.</p>
<p><b>REQUIRED TEXT:</b>  Barton, R.H. (2019). <i>Strengthening the Soul of Your Leadership: Seeking God in the Crucible of Ministry. Expanded Edition.</i> Downers Grove, IL: InterVarsity Press. ISBN: 9780830846450, 240 pages.  Manning, B. (2003). <i>Posers, Fakers, &amp; Wannabes: Unmasking the Real You.</i> Colorado Springs, CO: NavPress. ISBN: 1576834654, 182 pages.  McIntosh, G. &amp; Rima, S. (2007). <i>Overcoming the Dark Side of Leadership: How to Become an Effective Leader by Confronting Potential Failures.</i> Grand Rapids, MI: Baker Books. ISBN: 0801068355, 256 pages.  McNeal, R. (2011). <i>A Work of Heart: Understanding How God Shapes Spiritual Leaders, 2<sup>nd</sup> Edition.</i> San Francisco, CA: Jossey-Bass. ISBN: 1118103181, 240 pages.  Scazzero, P. (2014). <i>The Emotionally Healthy Leader: How Transforming Your Inner Life Will Deeply Transform Your Church, Team, and the World.</i> Grand Rapids, MI: Zondervan. ISBN: 9780310494577, 336 pages.  Smith, J. (2009). <i>The Good and Beautiful Life: Putting on the Character of Christ.</i> Downers Grove, IL: Intervarsity Press. ISBN: 9780830835324, 264 pages.</p>	

**ASSEMBLIES OF GOD THEOLOGICAL SEMINARY MISSION:**

The purpose of Assemblies of God Theological Seminary is to train men and women to fulfill the mission of the Church as taught in Scripture—*Shaping servant leaders with knowledge, skill and passion to revitalize the Church and evangelize the world in the power of the Spirit.*

**EVANGEL UNIVERSITY MISSION:**

Evangel University is a comprehensive Christian university committed to excellence in educating and equipping students to become Spirit-empowered servants of God who impact the Church and society globally.

## **COURSE DESCRIPTION**

Study the personal and vocational formation of the Christian leader, with an emphasis on human development, emotional health, interpersonal relationships, vocational calling, ministry vision, values, and strengths-based leadership.

## **COURSE PREREQUISITES:**

This is the pre-requisite course in the Practical Theology Core Curriculum for the MDiv & MLM students. MPL students take the course in the two year curriculum rotation cycle for the program.

## **COURSE PURPOSE:**

To provide students with a fully engaged immersion experience in understanding how their personal and emotional health impacts their spiritual and professional formation.

## **COURSE REQUIREMENTS:**

### *BASIC TECHNOLOGY, COMMUNICATION, AND READING REQUIREMENTS*

*Although this course is conducted as a seated course, it will also be enhanced for online learners, and will use COURSE COMMONS for submitting assignments.*

- *All assignments are due on the date and time specified on the Course Outline and the assignment drop boxes in COURSE COMMONS.*
- *All students are expected to communicate with the instructor any concerns, technical difficulties, and/or questions they may have via email, phone call, or face-to-face appointment.*
- *Students are expected to have daily access to:*
  - *A computer*
  - *The Internet*
  - *Evangel Email*
- *All assignments need to be submitted Microsoft Word format.*
  - *File extension: .docx or .doc format*
  - *Campus computer labs have Microsoft Office 2013 or Office 2016 installed.*
  - *The latest version of Office is available for your personal machine. It can be downloaded by following the instructions at: <https://help.evangel.edu/hc/en-us/articles/201759875-How-Do-I-Get-Microsoft-Office-for-free->*
- *Unless otherwise directed by your instructor, all assignments will be submitted to drop boxes on COURSE COMMONS.*
- *All formal papers (unless otherwise specified by the instructor) are to be formatted according to AGTS's T9-SBL2 Academic Style.<sup>1</sup>*

## **ATTENDANCE:**

*Since this is an online course, attendance will be determined by the student's submission of their online learning assignments.*

---

<sup>1</sup> This is the official, agreed-upon set of options of AGTS's faculty based on the 9<sup>th</sup> ed. Of Kate Turabian, et al., *A Manual for Writers of Research Papers, Theses, and Dissertations*, and superseded by any differences from T9 in the *Society for Biblical Literature Handbook of Style*, 2<sup>nd</sup> ed. Full details are found in COURSE COMMONS, the AGTS website [see especially the D.Min Writing Resources page for models, samples, templates, and instructional videos], and The Write Place.

## **COURSE OUTCOMES<sup>2</sup>:**

<b>Course Learning Outcomes: Upon completion of this course, the student will be able to:</b>	<b>Program Learning Outcomes</b>	<b>EU20</b>	<b>Faith, Work &amp; Economics Integration</b>
1. Discuss how issues of identity, personhood, and authenticity are of fundamental importance in ministry.	MDiv 7,9 MLM 1,3	C1,2 I1,4	F.W.E. 1
2. Articulate a personal mission, vision and values statement that explains one's ministry calling.	MDiv 7,9 MLM 1,3	C1,2 I1,4	F.W.E. 1
3. Explain the integration, importance and interplay of wholeness and holiness.	MDiv 7,9 MLM 1,3	C1,2 I1,4	F.W.E. 1
4. Summarize one's own personality and emotional development and their impact on fulfilling ministry calling.	MDiv 7,9 MLM 1,3	C1,2 I1,4	F.W.E. 1

## **COURSE ASSIGNMENTS:**

*All assignments have specific due dates that are listed on the attached course outline.*

***Unless otherwise directed by the instructor, all assignments are submitted to Course Commons.***

### **1. Assignment 1 – Reading**

- a. **Read the required textbooks and complete a reading reflection form on the assigned dates. This form is not a book report, nor formal critique. Rather, it is a personal reflections on the 3 or 4 key insights that most impacted your understanding and/or practice of graduate level writing.**

### **2. Assignment 2 – Weekly Reflection Journals**

- a. **Complete each of the weekly reflection journal assignments on the due dates noted in the course outline.**

### **3. Assignment 3 – Assessments**

- a. **Complete the NEO and StrengthsFinder assessments on the due date noted in the course outline.**

### **4. Assignment 4 – Writing Projects**

- a. **Complete the following writing projects on the due dates noted in the course outline:**

- i. **Personal Story Map**
- ii. **Summative Project**

All written work should reflect master's level work. Papers should be double spaced, with 1 inch margins, using a 12pt Times New Roman font. You will be graded on writing skill as well as content, so edit your work.

## **ASSESSMENT:**

*All assignments will be assessed using the grading and weighting scales noted below.*

---

<sup>2</sup> All AGTS Program Learning Outcomes, EU 20, and Faith, Work, and Economics outcomes are found on the website: <https://agts.edu/current-students/academic-policies/>.

## GRADING SCALE

A	94 to 100%	C	74 to 76%
A-	90 to 93%	C-	70 to 73%
B+	87 to 90%	D+	67 to 70%
B	84 to 86%	D	64 to 66%
B-	80 to 83%	D-	60 to 63%
C+	77 to 80%	F	0 to 59%

## GRADING POLICY

Assignment	Points	Percentage
NEO/SF Assessments	2 @ 25/ea.	5
Personal Story Map	50	5
Small Group Discussion	12 @ 50	30
Reading Reports	5 @ 25/ea.	10
Summative Project	100	50
<b>Total</b>	<b>925</b>	<b>100</b>

Students should retain a copy of all work submitted, until they have received a grade for this work.

Students are expected to complete all course work in a timely fashion as specified in this syllabus. A grade of IP (In Process) will be issued if the course ends after the AGTS semester ends. A grade of I (Incomplete) may be granted at the discretion of the professor for extenuating circumstances upon the presentation of the Incomplete Grade Request form: <http://agts.edu/current-students/administrative-forms/>.

The approved Incomplete request will extend the due date for up to ninety days and may include a grade reduction. Students may not register for courses in a new term if carrying more than two IP or I grades.

## COURSE OUTLINE

Module	Dates	Activity	Due	Points
Module 1	Aug. 30 – Sept. 5, 2019	NEO & SF Assessments	Thur. Sept. 5, 11:59PM	50
Module 2	Sept. 6-12, 2019	Reading <b>M: 1-5, Sm: 1</b> & SGD	Thur., Sept. 12, 11:59PM	50
Module 3	Sept. 13-19, 2019	Reading <b>M: 6-8, Mc: Intro., 1-4, Sm: 2,</b> & SGD	Thur., Sept. 19, 11:59PM	50
Module 4	Sept. 20-26, 2019	Reading Report <b>M</b> , Reading <b>Mc: 5-10,</b> <b>Con., Sm: 3</b> , Story Map & SGD	Thur., Sept. 26, 11:59PM	125
Module 5	Sept. 27 – Oct. 3, 2019	Reading Report <b>Mc</b> , Reading <b>Sc:</b> <b>Intro., 1-5, Sm: 4</b> & SGD	Thur., Oct. 3, 11:59PM	75
Module 6	Oct. 4-10, 2019	Reading <b>Sc: 6-9, Sm: 5</b> & SGD	Thur., Oct. 10, 11:59PM	50
Module 7	Oct. 11-17, 2019	Reading Report <b>Sc</b> , Reading <b>M/R: Pre.,</b> <b>Intro., 1-4, Sm: 6</b> & SGD	Thur., Oct. 17, 11:59PM	75
Module 8	Oct. 18-24, 2019	Reading <b>M/R: 5-14, Sm: 7</b> & SGD	Thur., Oct. 26, 11:59PM	50
Module 9	Oct. 25-31, 2019	Reading <b>M/R: 15-19, Sm: 8</b> & SGD	Thur., Oct. 31, 11:59PM	50`
Module 10	Nov. 1-7, 2019	Reading Report <b>M/R</b> , Reading <b>B: Intro.,</b> <b>1-5, Sm: 9</b> & SGD	Thur., Nov. 7, 11:59PM	75
Module 11	Nov. 8-14, 2019	Reading <b>B: 6-13, Sm: 10</b> & SGD	Thur., Nov. 14, 11:59PM	50
Module 12	Nov. 15-21, 2019	Reading Report <b>B</b> , Reading <b>Sm: 11,</b> SGD & Project Outline	Thur., Nov. 21, 11:59PM	75
Module 13	Nov. 22-28, 2019	Reading <b>Sm:12</b> , SGD & Additional Bibliography	Thur., Nov. 28, 11:59PM	50
Module 14	Nov. 29 – Dec. 5, 2019	Rough Draft (Turnitin)	Thur., Dec. 5, 11:59PM	
Module 15	Dec. 6-13, 2019	Summative Project	Thur., Dec. 13, 11:59PM	100

## SPECIFIC DATA

Prepared by Randy C. Walls, DMin, July 2019.

### **ACADEMIC INTEGRITY STATEMENT:**

As participants in a Christian university, members of the broader academic community, and active professionals, it is incumbent upon every member of the Evangel community to employ and encourage integrity in all our academic and professional pursuits. Any and every instance of academic dishonesty compromises the mission of Evangel University and violates the standards we hold as people of Christ and practitioners within our professional fields. Students are expected to understand and avoid all forms of academic dishonesty, which includes falsification, cheating, collusion, and plagiarism.

As members of the Evangel community, students share the responsibility to deter and report academic dishonesty. Should a student become aware of a violation of academic integrity, he or she is encouraged to report the incident to a faculty member or department chairperson.

It is the responsibility of the faculty to address any and all acts of academic dishonesty. Sanctions for violations of academic dishonesty can include but are not limited to a failing grade on an assignment, a failing grade for the course, suspension from school, or expulsion from the university. Evangel's policy on academic integrity, as published in the [Student Handbook](#), appears in the section IX. University Policies: Academic Integrity.

**ELECTRONIC DEVICES IN THE CLASSROOM:** *Insert your personal policy, if desired.*

EXAMPLE:

- *It is expected that electronic devices will be used during class to support the students' learning. Any use of technology that substantially degrades the learning environment, promotes dishonesty or illegal activities is prohibited.*
- *Cell phones should only be used for academic purposes during class. It is not permissible to answer cell phones or engage in text messaging while class is in session. Should an emergency situation arise that requires you to use your cell phone, please make the professor aware of the circumstances.*

### **ACCOMMODATION STATEMENT:**

Evangel University is committed to equal educational opportunities for students with disabilities in accordance with Section 504 of the Rehabilitation Act of 1973 and the American with Disabilities Act as amended (ADA). Academic Support, a division of the Center for Student Success, is the office designated by Evangel University to review disability documentation, determine reasonable accommodations, and develop plans for the provision of such accommodations.

If you have already established accommodations through Academic Support and receive accommodation memos, please meet with me to discuss the provisions of those accommodations as soon as possible (accommodations are not retroactive). If you have not yet established accommodations, but have a disability or health condition (permanent or temporary) that may have some impact on your work in this class and for which you may require accommodations, you are welcome to contact Academic Support staff in the Center for Student Success (ZM-208; 417-865-2815 x.8215) so that accommodations can be arranged. See the Disability and Academic Accommodations Handbook for further information on the accommodations process.

## **UNIVERSITY RESOURCES:**

### **The Write Place**

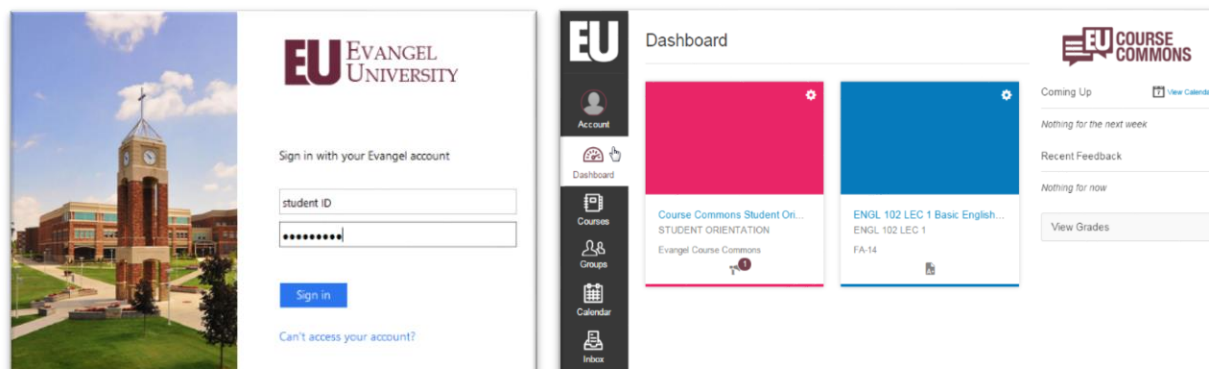
The Write Place is a free service available to all Evangel students. The tutors in The Write Place offer tutoring and support to help each student through the writing process. Although The Write Place is not an editing service, the tutors do teach correct grammar and punctuation, which then may be applied to the student's paper. Students must engage tutors directly and take an active role in the correction process. The Write Place is available to online students. For more information or to set up an appointment, see [The Write Place Online](#).

### **The Center for Student Success**

The Center for Student Success is also available to all Evangel student. The Center for Student Success provides tutoring, coaching and academic support. The Center for Student Success is located in Zimmerman Hall 208. The Center for Student Success is available to online students. For more information or to set up an appointment, see [The Center for Student Success](#).

## — COURSE COMMONS Information —

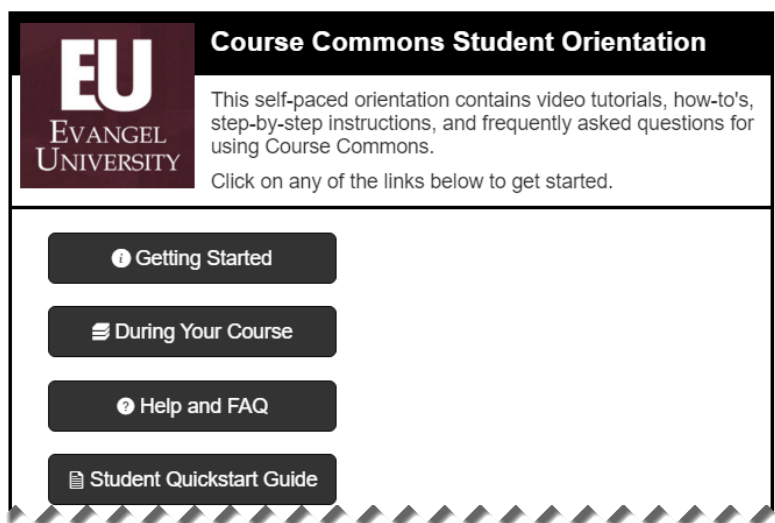
This course will use *COURSE COMMONS*, Evangel's learning management system. There are links to *COURSE COMMONS* in the Student Portal and the Evangel website. The login page for *COURSE COMMONS* is <https://courses.evangel.com/>.



**Use your  
Evangel  
username  
and  
password  
to login.  
COURSE**

### **COMMONS STUDENT ORIENTATION**

All Evangel students have access to the [Course Commons Student Orientation](#). If you are new to *COURSE COMMONS* you are encouraged to take advantage of this excellent resource. As part of your course preparation, this will help you make the most of the features that are available to you as a student.



### **ACCESSING THE COURSE IN COURSE COMMONS**

Access your courses list by clicking on the Courses icon on the Global Navigation menu on the left of the screen. You can also click on the course card on the Dashboard.

To customize your Courses list, see the following Help Guide: [How do I customize my Courses list?](#)

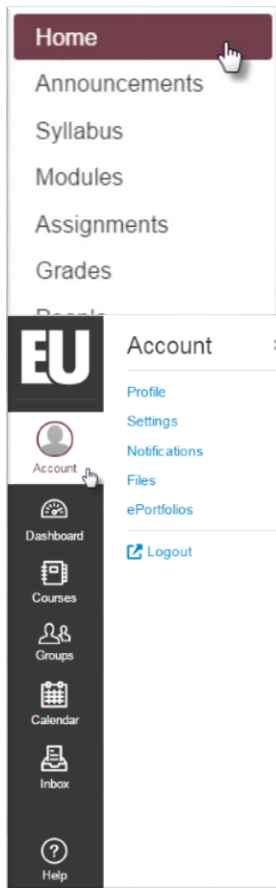
Students will have access to this course in *COURSE COMMONS* seven (7) days before the official beginning of the semester. Students have until seven (7) days after the semester begins to complete financial registration. If financial registration is not completed by the seventh day, course access will be revoked.

After the end of the semester, students will have read-only access to the course through *COURSE COMMONS*. Only access to already submitted work, course resources and grades will be available.



## ACCESSING COURSE CONTENT IN COURSE COMMONS

The professor controls the availability of course content and features. Some items may be unavailable until a date set by the professor.



You can navigate the course content and features using the Course Navigation menu on the left. This menu can be customized by the professor, so it may differ from course to course, depending on what features the professor has chosen to make available.

You can collapse the Course Navigation menu to focus on the page content. Click on the menu icon in the upper left (which looks like 3 lines). You can expand the menu by clicking on the menu icon again.

All course content (syllabus, modules, course materials, assignments, online quizzes, online discussions, grades, etc.) can be accessed using the links in the Course Navigation menu. Students can adjust their personal settings in *COURSE COMMONS*. Click on the Account icon to access the Account menu.

On the **Profile** page, you can add a profile picture to your account. You can also edit your display name, which will show to your instructor and peers throughout *COURSE COMMONS*.

The **Settings** link allows you to add additional contact methods (personal email or cell phone number for text message alerts) to your account. You can also add external services, like Twitter, Skype or Google Drive.

The **Notifications** link allows you to customize *what* notifications you receive from *COURSE COMMONS* and *how* and *when* you receive them. This is a student-centered feature that allows you to optimize your notifications to help you stay connected to what is happening in all your courses.

For more information, see the following pages in the *COURSE COMMONS* Student Orientation: [How to Update your Profile and Settings](#) and [How to Update Your Notifications Preferences](#).

## ACCESSING GRADES IN COURSE COMMONS

All course grades will be recorded and shown through *COURSE COMMONS*. Simply click the "Grades" button on the lower right of the Dashboard to access your grades for all courses. You can also use the Grades link in the Course Navigation to access your grades for this course.

For more information on how to check your grades and what you can do from the Grades page, see the following page from the *COURSE COMMONS* Student Orientation: [How to Check My Grades](#).

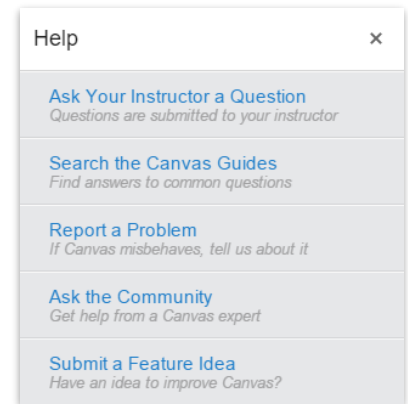
## **HOW TO GET HELP WITH COURSE COMMONS**

Help is never more than a few clicks away! You can access the Help menu from any page in *COURSE COMMONS*.

Click on the Help icon in the lower left corner of the screen. Because the *COURSE COMMONS* is powered by the Canvas Learning Management System, all help guides and helpdesk tickets will reference Canvas.

From the Help menu, you can send a message to your instructor, search the Canvas Help Guides, or report a problem.

You can browse and search the Help Guides using the following link: <https://community.canvaslms.com/community/answers/guides/>.



## **COURSE COMMONS TROUBLESHOOTING**

***Do you have a question about a quiz, an assignment, or another item in the course?***

Contact your professor.

***Are you having technical problems with COURSE COMMONS?*** Click the Help icon, click "Report a Problem" and complete the form to file a ticket for a personal response from the support team. Please be sure to include a thorough description of the problem.

***Are you having trouble with your Evangel account (username and password)?*** Contact the IT Helpdesk at 417-865-2815 ext. 8368 (phone), [helpdesk@evangel.edu](mailto:helpdesk@evangel.edu)

### **Accessing Grades in Course Commons**

All course grades will be recorded and shown through Course Commons. Simply click the "Grades" button on the lower right of the Dashboard to access your grades for all courses. You can also use the Grades link in the Course Navigation to access your grades for this course.

For more information on how to check your grades and what you can do from the Grades page, see the following page from the Course Commons Student Orientation: [How to Check My Grades](#).

### **How to Get Help with Course Commons**

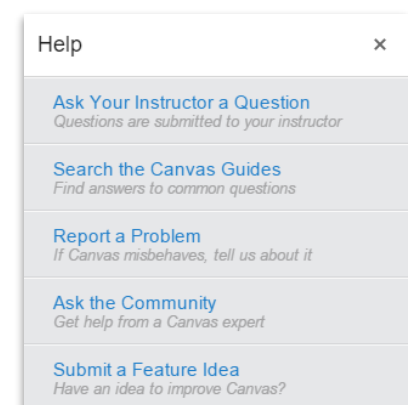
Help is never more than a few clicks away! You can access the Help menu from any page in Course Commons.

Click on the Help icon in the lower left corner of the screen.

Because the Course Commons is powered by the Canvas Learning Management System, all help guides and helpdesk tickets will reference Canvas.

From the Help menu, you can send a message to your instructor, search the Canvas Help Guides, or report a problem.

You can browse and search the Help Guides using the following link:



<https://community.canvaslms.com/community/answers/guides/>.

### **Course Commons Troubleshooting**

***Do you have a question about a quiz, an assignment, or another item in the course?***

Contact your professor.

**Are you having technical problems with Course Commons?** Click the Help icon, click “Report a Problem” and complete the form to file a ticket for a personal response from the support team. Please be sure to include a thorough description of the problem.

**Are you having trouble with your Evangel account (username and password)?** Contact the IT Helpdesk at 417-865-2815 ext. 8368 (phone), [helpdesk@evangel.edu](mailto:helpdesk@evangel.edu) (email), or [help.evangel.edu](http://help.evangel.edu).