

**ASSEMBLIES OF GOD THEOLOGICAL SEMINARY**  
**Evangel University**  
*"Shaping Servant-Leaders"*

<p><b>COURSE NUMBER and TITLE:</b> HOM 529 Communicating the Message 1 <b>CREDIT HOURS:</b> 3 <b>SEMESTER:</b> FALL 2019 <b>COURSE DAY/TIME:</b> Wednesdays 11:00-1:45 <b>LOCATION:</b> Room 228</p>	<p><b>INSTRUCTOR:</b> David P. Hillis, D.Min. <b>PHONE:</b> 1-573-712-3016 <b>OFFICE:</b> Veteran's Center <b>EMAIL:</b> hillisd@evangel.edu <b>OFFICE HOURS:</b> TBD</p>
<p><b><u>REQUIRED TEXT:</u></b> Quicke, Michael J. <i>360-Degree Preaching: Hearing, Speaking, and Living the Word</i>. Grand Rapids: Baker Academic, 2003. ISBN: 978-0801026409 (Also available in a variety of electronic formats)  Robinson, Haddon W. <i>Biblical Preaching: The Development and Delivery of Expository Messages</i>, 3rd edition. Grand Rapids: Baker, 2014. ISBN: 978-0801049125 (Also available in a variety of electronic formats)</p>	

**ASSEMBLIES OF GOD THEOLOGICAL SEMINARY MISSION:**

The purpose of Assemblies of God Theological Seminary is to train men and women to fulfill the mission of the Church as taught in Scripture—*Shaping servant leaders with knowledge, skill and passion to revitalize the Church and evangelize the world in the power of the Spirit.*

**EVANGEL UNIVERSITY MISSION:**

Evangel University is a comprehensive Christian university committed to excellence in educating and equipping students to become Spirit-empowered servants of God who impact the Church and society globally.

**COURSE DESCRIPTION:**

A comprehensive course dealing with essential and creative elements in the development of sermons. Attention will be given to all aspects of preparation and composition and to each part of the message. The theology and history of preaching, contemporary perspectives, methods, development of resources and sermon analysis will also be considered.

## **COURSE PREREQUISITES:**

*There are no prerequisites.*

## **COURSE PURPOSE:**

*This course will enhance the skills of veteran preachers while providing a solid foundation for the less experienced in the art of sermon preparation and delivery.*

## **COURSE REQUIREMENTS:**

- All assignments need to be submitted Microsoft Office format.
  - MS Word file extension: .docx or .doc format
  - MS PowerPoint 2013, 2016 or Show, file extension: .pptx or .ppsx
  - The latest version of Office is available for your personal machine. It can be downloaded without charge by following the instructions at:  
<https://help.evangel.edu/hc/en-us/articles/201759875-How-Do-I-Get-Microsoft-Office-for-free->
- All formal papers (unless otherwise specified by the instructor) are to be formatted according to AGTS's T8-SBL2 Academic Style.<sup>1</sup>
  - The student will read **all** assigned materials. On the last day of class, a signed statement must be submitted noting all assigned course material has been read.
  - Students will prepare and deliver a 15-minute message expounding on a pre-selected passage from one of the N.T. Gospels. Exceeding the time limit will result in a full letter grade reduction. A sermon evaluation form will be provided in class. **Details regarding assignment components appear in Appendix A, SERMON PREPARATION INSTRUCTIONS ROUND 1.**
  - Students will prepare and deliver a 15-minute message expounding on a pre-selected passage from one of the N.T. Epistles. Exceeding the time limit will result in a full letter grade reduction. A sermon evaluation form will be provided in class. **Details regarding assignment components appear in Appendix A, SERMON PREPARATION INSTRUCTIONS ROUND 2.**
  - Students will prepare and submit a self-critique of their sermon delivery. This critique should highlight both those things the student feels he or she did well and areas where he or she needs to improve. This assignment is due within seven days of video availability.
  - All assignments can be electronically submitted via Course Commons as a PDF or emailed to the instructor by the end of the due date. Any assignments received after that time, if not accompanied with an acceptable reason for tardiness, may result in a reduction of the student's overall score/grade at the discretion of the instructor.

---

<sup>1</sup> This is the official, agreed-upon set of options of AGTS's faculty based on the 8<sup>th</sup> ed. of Turabian, *A Manual for Writers of Research Papers, Theses, and Dissertations*, and superseded by any differences from T8 in the *Society for Biblical Literature Guide for Contributors*, 2<sup>nd</sup> ed. Full details are found in COURSE COMMONS, the AGTS website, and The Write Place.

## **ATTENDANCE:**

Class attendance is extremely important to your success as a student. Building a habit of good attendance will translate into your professional responsibilities in your future career and make you a more valuable member of a professional team. Absences should be for extreme circumstances only! If you are absent from class, you will be responsible for collecting information you missed. Attendance is taken at the beginning of class. You are expected to be present and on time. Three tardies will count as one absence. **Upon your sixth absence, your enrollment will be withdrawn from the course.**

## **COURSE OUTCOMES<sup>2</sup>:**

<b>Course Learning Outcomes: Upon completion of this course, the student will be able to:</b>	<b>Program Learning Outcomes</b>	<b>EU20</b>	<b>FWE Integration</b>
1. Understand and gain the ability to explain the central themes of biblical theology and how they affect sermon preparation.	MDIV 2, 4,6,8,9 MLM 2,4 MPL 2	C3,E2,I1, G1,G4	Outcomes 1,3,4,6
2. Gain knowledge of and evaluate the components of preaching and their contributions to effective gospel communication.	MDIV 2, 4,6,8,9 MLM 2,4 MPL 2	C3,E2,I1, G1,G4	Outcomes 1,3,4,6
3. Gain an awareness of the role of the Holy Spirit in sermon preparation and delivery.	MDIV 2, 4,6,8,9 MLM 2,4 MPL 2	C3,E2,I1, G1,G4	Outcomes 1,3,4,6
4. Be formed as a preacher within a Spirit-filled context.	MDIV 2, 4,6,8,9 MLM 2,4 MPL 2	C3,E2,I1, G1,G4	Outcomes 1,3,4,6
5. Develop clearly organized, relevant messages that reflect biblical accuracy.	MDIV 2, 4,6,8,9 MLM 2,4 MPL 2	C3,E2,I1, G1,G4	Outcomes 1,3,4,6
6. Constructively critique and analyze the expository preaching of others.	MDIV 2, 4,6,8,9 MLM 2,4 MPL 2	C3,E2,I1, G1,G4	Outcomes 1,3,4,6

---

<sup>2</sup> All AGTS Program Learning Outcomes, EU 20, and Faith, Work, and Economics outcomes are found on the website: <https://agts.edu/current-students/academic-policies/>.

## **COURSE ASSIGNMENTS:**

The course will be divided into two primary sections: lecture/discussion and preaching. The lecture/discussion portion of the course will cover a variety of topics that will guide students through vital aspects of sermon development, including the development of exegetical and hermeneutical skills necessary for effective sermon development. The second portion of the course will provide students the opportunity both to demonstrate their mastery of the skills from the first portion of the course and to gain experience constructively critiquing their preaching and the preaching of others. Sermons will be critiqued by the professor and the other students. The student will then receive a video recording of their sermon to review for self-critique. **For more detailed information regarding the outline of the course, please refer to Course Schedule section below.**

**ASSESSMENT:** All assignments will be assessed using the grading and/or weighting scales noted below. Please note that the primary weight of your grade will be based on the preparation, writing, and delivery of sermon 1 and sermon 2.

**GRADING SCALE:** COURSE COMMONS DEFAULT GRADING SCALE PROVIDED BELOW

A	94 to 100%	C	74 to 76%
A-	90 to 93%	C-	70 to 73%
B+	87 to 90%	D+	67 to 70%
B	84 to 86%	D	64 to 66%
B-	80 to 83%	D-	60 to 63%
C+	77 to 80%	F	0 to 59%

## **GRADING POLICY**

<u>Assignment</u>	<u>Points</u>	<u>Percentage</u>
Round 1 Sermon	<b><u>100</u></b>	<u>40%</u>
Round 2 Sermon	<b><u>100</u></b>	<u>40%</u>
Round 1 Preaching Self-Critique	<b><u>25</u></b>	<u>5%</u>
Round 2 Preaching Self-Critique	<b><u>25</u></b>	<u>5%</u>
Class Participation	<b><u>25</u></b>	<u>5%</u>
Reading Assignments	<b><u>25</u></b>	<u>5%</u>
Totals	<b><u>300</u></b>	<u>100%</u>

Students should retain a copy of all work submitted, until they have received a grade for that assignment. Students are expected to complete all course work in a timely fashion as specified in this syllabus or as instructed by the professor. A grade of IP (In Process) will be issued if the course ends after the AGTS semester ends. A grade of I (Incomplete) may be granted at the discretion of the professor for extenuating circumstances upon the presentation of the Incomplete Grade Request form: <http://agts.edu/current-students/administrative-forms/>. The approved incomplete request will extend the due date for up to ninety days and may include a grade reduction. Students may not register for courses in the new term if carrying more than two IP or I grades.

**COURSE OUTLINE:**

This is a tentative course outline. Course outline may be changed at the discretion of the course instructor. Notice of changes will be made in class and/or through COURSE COMMONS announcements.

<b>Class Date</b>	<b>Class Topics/Activities</b>	<b>Assignments</b>	<b>Due Dates</b>	<b>Points</b>
Aug 28, WE	<b>Historical Foundations of Preaching &amp; Expository Preaching and Communicating for Change</b>			
Sep 4, WE	<b>A Biblical Theology of Preaching</b>			
Sep. 11, WE	<b>Preparing to Preach</b>			
Sept.18, WE	<b>Christ-Centered Preaching: A Biblical Model of Delivery</b>			
Sept.25, WE	<b>The Sermon: Bridge Between the Modern Hearer and the Ancient Text</b>			
Oct 2, WE	<b>Practical Elements of Public Speaking for the Pulpit</b>			
Oct. 9, WE	<b>Sermons (Round 1—Week 1)</b> *Half of the class will preach each week	Sermon schedule TBA in class		<b>100</b>
Oct. 16, WE	<b>Sermons (Round 1—Week 2)</b> *Half of the class will preach each week	Sermon schedule TBA in class		<b>100</b>
Oct. 23 WE	<b>Fall Study Week (No Class)</b>			
	*Sermon Critiques are due after each sermon is preached			<b>25</b>
Oct. 30, WE	<b>Sermons (Round 2—Week 1)</b> *Half of the class will preach each week	Sermon schedule TBA in class		<b>100</b>
NOV 6, WE	<b>Sermons (Round 2—Week 2)</b> *Half of the class will preach each week	Sermon schedule TBA in class		<b>100</b>
	*Sermon Critiques are due after each sermon is preached			<b>25</b>
NOV 13, WE	<b>Preaching for Special Occasions</b>			
NOV 20, WE	<b>Library/Reading/Research Day</b>			
NOV 27, WE	<b>Thanksgiving Holiday Week (No Class)</b>			
DEC 4, WE	<b>Prophetic Preaching in Cultural Context</b>			
DEC 11, WED	<b>Reading Verification Forms Due</b>			<b>25</b>

## **ACADEMIC INTEGRITY:**

As people of Christ, members of the broader academic community, and future professionals, it is incumbent upon every member of the Evangel community to employ and encourage integrity in all our academic and professional pursuits. Any and every instance of academic dishonesty compromises the mission of Evangel University and violates the standards we hold as people of Christ and practitioners within our professional fields. Students are expected to understand and avoid all forms of academic dishonesty, which includes falsification, cheating, collusion, and plagiarism.

As members of the Evangel community, students share the responsibility to deter and report academic dishonesty. Should a student become aware of a violation of academic integrity, he or she is encouraged to report the incident to a faculty member or department chairperson.

It is the responsibility of the faculty to address any and all acts of academic dishonesty. Sanctions for violations of academic dishonesty can include but are not limited to a failing grade on an assignment, a failing grade for the course, suspension from school, or expulsion from the university. Evangel's policy on academic integrity, as published in the Student Handbook, appears in Section VIII. University Policies: Academic Integrity.

## **ELECTRONIC DEVICES IN THE CLASSROOM:**

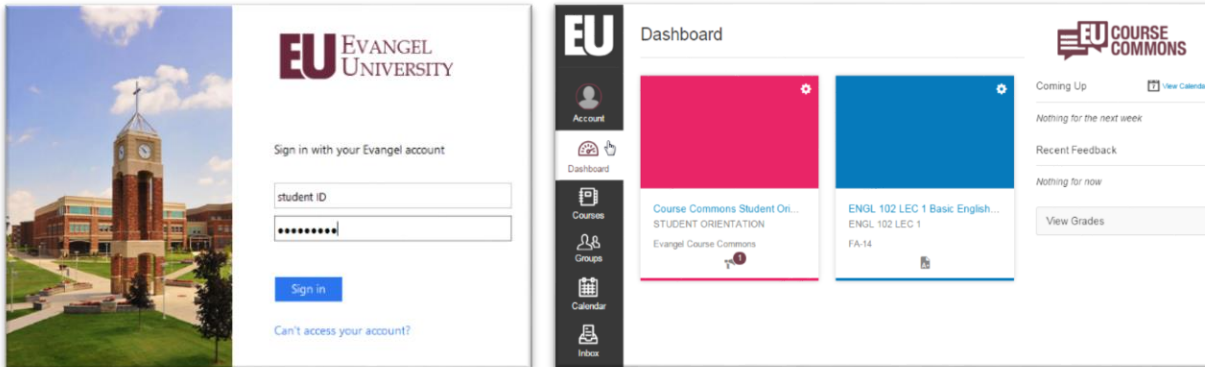
- *It is expected that electronic devices will be used during class to support the students' learning. Any use of technology that substantially degrades the learning environment, promotes dishonesty or illegal activities is prohibited.*
- *Cell phones should only be used for academic purposes during class. It is not permissible to answer cell phones or engage in text messaging while class is in session. Should an emergency situation arise that requires you to use your cell phone, please make the professor aware of the circumstances.*

## **DISABILITY ACCOMMODATIONS:**

Evangel University is committed to equal educational opportunities for students with disabilities in accordance with Section 504 of the Rehabilitation Act of 1973 and the American with Disabilities Act as amended (ADA). Academic Support, a division of the Center for Student Success, is the office designated by Evangel University to review disability documentation, determine reasonable accommodations, and develop plans for the provision of such accommodations. If you have already established accommodations through Academic Support and receive accommodation memos, please meet with me to discuss the provisions of those accommodations as soon as possible (accommodations are not retroactive). If you have not yet established accommodations, but have a disability or health condition (permanent or temporary) that may have some impact on your work in this class and for which you may require accommodations, you are welcome to contact Academic Support staff in the Center for Student Success (ZM-208; 417-865-2815 x.8215) so that accommodations can be arranged. See the Disability and Academic Accommodations Handbook for further information on the accommodations process.

— COURSE COMMONS Information —

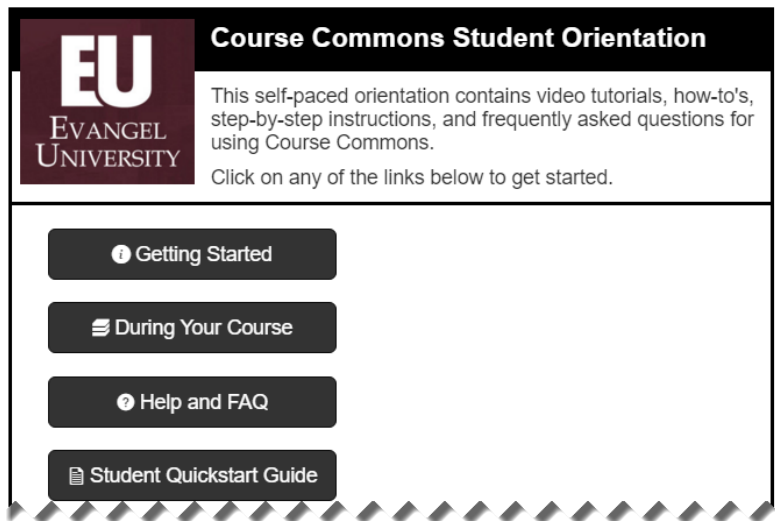
This course will use COURSE COMMONS, Evangel's learning management system. There are links to COURSE COMMONS in the Student Portal and the Evangel website. The login page for COURSE COMMONS is <https://courses.evangel.com/>.



**Use your Evangel username and password to login. COURSE**

### **COMMONS STUDENT ORIENTATION**

All Evangel students have access to the [Course Commons Student Orientation](#). If you are new to COURSE COMMONS you are encouraged to take advantage of this excellent resource. As part of your course preparation, this will help you make the most of the features that are available to you as a student.



### **ACCESSING THE COURSE IN COURSE COMMONS**

Access your courses list by clicking on the Courses icon on the Global Navigation menu on the left of the screen. You can also click on the course card on the Dashboard.

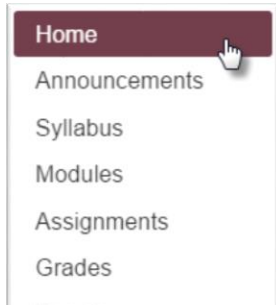
To customize your Courses list, see the following Help Guide: [How do I customize my Courses list?](#)

Students will have access to this course in COURSE COMMONS seven (7) days before the official beginning of the semester. Students have until seven (7) days after the semester begins to complete financial registration. If financial registration is not completed by the seventh day, course access will be revoked.

After the end of the semester, students will have read-only access to the course through *COURSE COMMONS*. Only access to already submitted work, course resources and grades will be available.

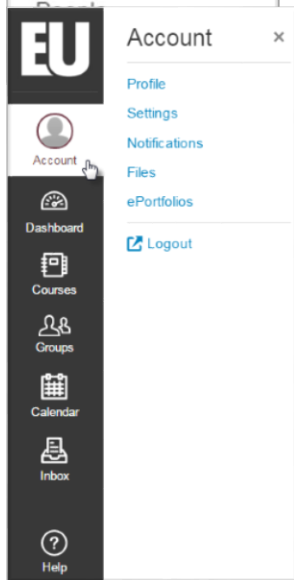
## **ACCESSING COURSE CONTENT IN COURSE COMMONS**

The professor controls the availability of course content and features. Some items may be unavailable until a date set by the professor.



You can navigate the course content and features using the Course Navigation menu on the left. This menu can be customized by the professor, so it may differ from course to course, depending on what features the professor has chosen to make available.

You can collapse the Course Navigation menu to focus on the page content. Click on the menu icon in the upper left (which looks like 3 lines). You can expand the menu by clicking on the menu icon again.



All course content (syllabus, modules, course materials, assignments, online quizzes, online discussions, grades, etc.) can be accessed using the links in the Course Navigation menu. Students can adjust their personal settings in *COURSE COMMONS*. Click on the Account icon to access the Account menu.

On the **Profile** page, you can add a profile picture to your account. You can also edit your display name, which will show to your instructor and peers throughout *COURSE COMMONS*.

The **Settings** link allows you to add additional contact methods (personal email or cell phone number for text message alerts) to your account. You can also add external services, like Twitter, Skype or Google Drive.

The **Notifications** link allows you to customize *what* notifications you receive from *COURSE COMMONS* and *how* and *when* you receive them. This is a student-centered feature that allows you to optimize your notifications to help you stay connected to what is happening in all your courses.

For more information, see the following pages in the *COURSE COMMONS* Student Orientation: [How to Update your Profile and Settings](#) and [How to Update Your Notifications Preferences](#).

## **ACCESSING GRADES IN COURSE COMMONS**

All course grades will be recorded and shown through *COURSE COMMONS*. Simply click the “Grades” button on the lower right of the Dashboard to access your grades for all courses. You can also use the Grades link in the Course Navigation to access your grades for this course.

For more information on how to check your grades and what you can do from the Grades page, see the following page from the *COURSE COMMONS* Student Orientation: [How to Check My Grades](#).



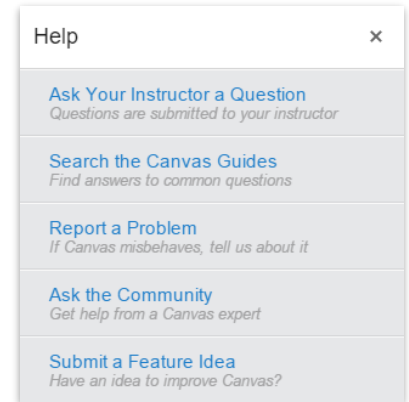
## **HOW TO GET HELP WITH COURSE COMMONS**

Help is never more than a few clicks away! You can access the Help menu from any page in *COURSE COMMONS*.

Click on the Help icon in the lower left corner of the screen. Because the *COURSE COMMONS* is powered by the Canvas Learning Management System, all help guides and helpdesk tickets will reference Canvas.

From the Help menu, you can send a message to your instructor, search the Canvas Help Guides, or report a problem.

You can browse and search the Help Guides using the following link: <https://community.canvaslms.com/community/answers/guides/>.



## **COURSE COMMONS TROUBLESHOOTING**

***Do you have a question about a quiz, an assignment, or another item in the course?***

Contact your professor.

***Are you having technical problems with COURSE COMMONS?*** Click the Help icon, click "Report a Problem" and complete the form to file a ticket for a personal response from the support team. Please be sure to include a thorough description of the problem.

***Are you having trouble with your Evangel account (username and password)?*** Contact the IT Helpdesk at 417-865-2815 ext. 8368 (phone), [helpdesk@evangel.edu](mailto:helpdesk@evangel.edu)

## **SPECIFIC DATA**

Prepared by David P. Hillis, Fall, 2019.

## **APPENDIX A—SERMON PREPARATION INSTRUCTIONS**

### **PREACHING (ROUND 1)**

In preparation for the first round of preaching, students will prepare a 1-page (single-spaced) summary explaining/defending his or her exegetical observations and conclusions. An initial (rough draft) exegetical outline and exegetical proposition should be submitted one week prior to sermon delivery.

Due Date: \_\_\_\_\_

The homiletical outlines should possess three main points: Exegetical Proposition, Theological Proposition, and Homiletical Proposition. NOTE: These are three distinct outlines combined into one. These main points should be expressed in complete sentences. The outline should be carried to the third level of subordination (e.g., I. A. 1. a.). A sample outline WILL BE PROVIDED IN CLASS. This outline is due one (1) week before sermon delivery.

Due Date: \_\_\_\_\_

Students will prepare a manuscript of the sermon written in prose style. The manuscript should reflect the content of your actual delivery and read like a preached message—not an academic paper. This is due one (1) week before sermon delivery.

Due Date: \_\_\_\_\_

### **PREACHING (ROUND 2)**

In preparation for the second round of preaching, students will prepare a 1-page (single-spaced) summary explaining/defending his or her exegetical observations and conclusions. An initial (rough draft) and exegetical outline and exegetical proposition should be submitted one week prior to sermon delivery.

Due Date: \_\_\_\_\_

The homiletical outlines should possess three main points: Exegetical Proposition, Theological Proposition, and Homiletical Proposition. NOTE: These are three distinct outlines combined into one. These main points should be expressed in complete sentences. The outline should be carried to the third level of subordination (e.g., I. A. 1. a.). A sample outline WILL BE PROVIDED IN CLASS. This outline is due one (1) week before sermon delivery.

Due Date: \_\_\_\_\_

Students will prepare a manuscript of the sermon written in prose style. The manuscript should reflect the content of your actual delivery, and read like a preached message—not an academic paper. This is due one (1) week before sermon delivery.

Due Date: \_\_\_\_\_