

Bible and Theology Department
"Shaping Servant-Leaders"

— Syllabus —

<p>COURSE NUMBER and TITLE: BTHM 550-01 & PTH 903 Biblical Theology of Women in Ministry & Leadership CREDIT HOURS: 3 SEMESTER: Spring 2019 COURSE DAY/TIME: Monday – Friday, March 11-15, 2019, 8:00 am – 5:00 pm LOCATION: AGTS 226</p>	<p>INSTRUCTOR: Stephanie Nance, DMin PHONE: 918-520-3888 EMAIL: NanceS@evangel.edu OFFICE HOURS: <i>By appointment (phone only)</i></p>
--	--

<p><u>REQUIRED READING:</u> Textbooks: Gill, Deborah M. and Barbara L. Cavaness. <i>God's Women—Then and Now</i>, 3rd English edition. Bangalore, India: Authentic Media, 2009. ISBN-13: 978-81-7362-735-4 (about 200 pages) Mathews, Alice. <i>Gender Roles and the People of God: Rethinking What We Were Taught about Men and Women in the Church</i>. Grand Rapids, MI: Zondervan, 2017. ISBN-13: 978-0-310-52939-2 (about 238 pages) Qualls, Joy E. A. <i>God Forgive Us For Being Women: Rhetoric, Theology, and the Pentecostal Tradition</i>. Eugene, OR: Pickwick, 2018. ISBN-13: 978-1-5326-0202-3 (about 218 pages) Gill, Deborah M. and Stephanie L. Nance, eds. <i>Women in Ministry and Leadership, An Anthology</i>. Springfield, MO: Grace & Truth, 2014 (e-book). ISBN-13: 9781310059117</p> <ul style="list-style-type: none"> • Instructor will email the link to purchase this book in mid-February. A new edition is being published. • This is an <i>Anthology</i> of best papers from previous students in this class (Consider each paper of the e-book equivalent to 10 pp. of required reading, your required reading in this book is about <u>100 pages; due at the end of the semester.</u>)
--

Additional Reading:

Each masters-level and doctoral-level student will select an **additional 500 pages to read**. The student may choose from items listed in the bibliography for this course or read other *academic* books and journals.

In selecting between-session readings, note that they should include:

- at least one article from *Priscilla Papers* (the Journal of Christians for Biblical Equality <https://www.cbeinternational.org/content/priscilla-papers-academic-journal>);
- About half of the reading should be in biblical studies and about half on historical topics, contemporary issues, and biographies.

DMin Students: Please read the above required reading and the following:

Keener, Craig S. *Paul, Women & Wives: Marriage and Women's Ministry in the Letters of Paul*. Peabody, MA: Hendrickson, 2004. ISBN 978-0-943575-96-4. (about 279 pages)

James, Carolyn Custis. *Half the Church: Recapturing God's Global Vision for Women*. Grand Rapids, MI: Zondervan, 2010. ISBN-13: 978-0310325560 (about 208 pages)

Metaxas, Eric. *Seven Women: And the Secret of Their Greatness*. Nashville, TN: Thomas Nelson, 2015. ISBN-13: 978-0718021832 (about 200 pp)

REQUIRED CLASS SUPPLIES:

Access to a computer will be beneficial for the student. A copy of the Bible (version of your choice) will be needed during the course.

ASSEMBLIES OF GOD THEOLOGICAL SEMINARY MISSION:

The purpose of Assemblies of God Theological Seminary is to train men and women to fulfill the mission of the Church as taught in Scripture—Shaping servant leaders with knowledge, skill and passion to revitalize the Church and evangelize the world in the power of the Spirit.

EVANGEL UNIVERSITY MISSION:

Evangel University is a comprehensive Christian university committed to excellence in educating and equipping students to become Spirit-empowered servants of God who impact the Church and society globally.

CATALOG DESCRIPTION:

Scripture and history provide two bookends between which issues relevant to the ministry and leadership of women can be discussed. Integrating history with hermeneutics, through careful observation of the Lord's acts, one comes to understand God's ways (Psalm 103:7) Taking a narrative approach (with special focus on cultural contexts, the call of God, and roles of women), this course tells the stories of women throughout the Bible and history and can thus help students locate their stories within the context of God's story.

COURSE PREREQUISITES:

There are no prerequisites.

COURSE REQUIREMENTS:**BASIC TECHNOLOGY, COMMUNICATION, AND READING REQUIREMENTS**

Although this course is conducted as a seated, one-week, module course, COURSE COMMONS will be utilized.

- All assignments are due on the date and time specified on the Course Outline and the assignment drop boxes in COURSE COMMONS.
- All students are expected to communicate with the instructor any concerns, technical difficulties, and/or questions they may have via email.
- Students are expected to have daily access to:
 - A computer
 - The Internet
 - Evangel Email
- All assignments need to be submitted Microsoft Word format.
 - File extension: .docx or .doc format
 - Campus computer labs have Microsoft Office 2013 or Office 2016 installed.
 - The latest version of Office is available for your personal machine. It can be downloaded by following the instructions at:
<https://help.evangel.edu/hc/en-us/articles/201759875-How-Do-I-GetMicrosoft-Office-for-free->
- Unless otherwise directed by your instructor, all assignments will be submitted to drop boxes on COURSE COMMONS.

ATTENDANCE:

Class attendance is extremely important to your success as a student. There are no excused absences, but should you be absent from class, you will be responsible for collecting information you miss. Missing more than 20% of the course will result in your being withdrawn from the course. In the one-week format that means missing more than one day of class.

COURSE OUTCOMES:

Course Learning Outcomes (CLOs):

Program Learning Outcomes (PLOs):¹EU20 Outcomes:²Faith, Work, and Economics Outcomes (FWE):³

CLO: Upon completion of this course, the student will be able to:	PLO	EU20	FWE
1. Explain the historical trajectory of women's position in religion and society through Scripture and history, integrating the history of women's position within the Pentecostal tradition.	MATS 1, 3 5, 6, 7 ThM 1 MDIV 1, 3 MLM 4	C2, 3	2
2. Evaluate the root causes for fluctuations in women's status and roles.	MATS 4	E3, G3	2, 6
3. Elaborate on the life stories of several women whose example of ministry and leadership inspires.	MATS 5, 6		
4. Develop a historical specialization on one woman from Scripture or history by creating and delivering a presentation on her life and leadership; or Develop a specialization on one topic (e.g., a socio-historical topic, a contemporary issue, or a scriptural passage) relevant to women by creating and delivering a presentation from a biblical-theological basis on it.	MATS 4, 5, 6 MDIV 4, 5	E3	
5. Present a personal, biblical basis for a woman's calling to ministry.	MDIV 2	C2	1
6. Influence the future of others' lives and ministries by integrating life experiences with biblical truths and divine possibilities.	MATS 8 MDIV 9 MLM 3 DMIN 2B,3A	11	6

¹ All AGTS Program Learning Outcomes are found on the website: <https://agts.edu/current-students/academic-policies/>.

² All EU 20 Outcomes are found on the website: <https://agts.edu/current-students/academic-policies/>.

³ All Faith, Work, and Economic Outcomes are found on the website: <https://agts.edu/current-students/academic-policies/>.

COURSE ASSIGNMENTS:

All assignments have specific due dates that are listed on the attached course outline. Assignment instructions can also be found in modules on COURSE COMMONS. Unless otherwise directed by the instructor, all assignments are submitted to drop boxes on COURSE COMMONS. No assignments will be accepted via email.

1. **Assignment 1: Required Reading.** Please arrive to the first day of class having read Gill/Cavaness, Mathews, and Qualls (DMin. Students: include Keener, Metaxes, and James). The additional reading must be completed by the end of the semester. Come prepared to engage in discussion with other students and instructors regarding your reading.
2. **Assignment 2: Research Paper & Presentation on a Woman from Scripture or history OR on a topic or issue related to women** (from Scripture, history, or the contemporary world) (DMin. students are required to do **both** a biographical and topic/issue paper and presentation)
 - Email the instructor with your research/presentation choice for approval.
 - either a woman from Scripture or history whose biography is not in the *Anthology*;
 - or a topic or issue from Scripture, history, or the contemporary world related to women that is not in the *Anthology*.
 - Once your choice is approved, you may begin your research for the paper(s) and Presentation(s).
 - Presentation Assignment Specifications:
 - Write an 9-10 pp. paper in Turabian form (with a Title Page, Table of Contents, and headings but not chapters). Use 5-10 scholarly resources and include 5-10 footnotes.
 - Prepare an interesting and engaging 10-minute oral presentation, accompanied by a creative PPT slideshow.
3. **Assignment 3: Case Study.** At the end of the week session, the instructor will distribute a case study regarding men and women working together in ministry/leadership. The student will have two weeks to analyze the study and write a thoughtful response integrating knowledge learned from reading, research, and class lectures and discussions.
4. **Assignment 4: Final Paper: My Journey to Ministry**
 - Write a 15-page paper about your journey to ministry in terms of understanding this course subject in relation to your calling as a man or woman, to your ministry and leadership, and how you will integrate what you have learned into your ministry context by teaching it and living it out.
 - Integrate what you have learned from research, textbooks, articles, lectures, and your personal experiences). As you write, demonstrate your fulfillment of the Course Objectives.
 - Turabian academic form (with a Title Page, Table of Contents, headings, footnotes, and bibliography, but not chapters.).

ASSESSMENT:

All assignments are assessed using rubrics. Rubrics are attached to the drop boxes on COURSE COMMONS for viewing prior to assignment submission. Points for each of the assignment categories and the grading scale for the course are shown below.

GRADING SCALE: COURSE COMMONS DEFAULT GRADING SCALE PROVIDED BELOW

A	94 to 100%	C	74 to < 77%
A-	90 to < 94%	C-	70 to < 74%
B+	87 to < 89%	D+	67 to < 70%
B	84 to < 87%	D	64 to < 67%
B-	80 to < 84%	D-	61 to < 64%
C+	77 to < 80%	F	0 to < 61%

GRADING POLICY:

The grades for the assignments of the course will be weighted according to the following:

Assignment	Points	Percentage
Reading and Class Interaction	50 points	10%
Research Paper/Presentation	100 points	20%
Case Study	150 points	30%
Final Paper	200 points	40%

Students should retain a copy of all work submitted, until they have received a grade for this work.

Students are expected to complete all course work in a timely fashion as specified in this syllabus. Late work will be penalized commensurate with its lateness. All assigned work for the course must be submitted for the student to receive a passing grade for the course. A grade of IP (in process) will be issued if the course ends after the AGTS semester ends. A grade of I (incomplete) may be granted at the discretion of the instructor for extenuating circumstances upon the presentation of the Incomplete Grade Request Form. The approved Incomplete request will extend the due date for up to ninety days and may include a grade penalty. Students may not register for courses in a new term if carrying more than two IP or I grades.

COURSE OUTLINE:

This is a tentative course outline. Course outline may be changed at the discretion of the course instructor. Notice of changes will be made at the beginning of the one-week module.

Class Date	Class Topics/Activities	Assignments	Due Dates
Pre-session	Read Gill/Cavaness, Mathews, and Qualls		March 11
March 11	Introductions Intro: Biblical Theology of Women in Ministry/Leadership		
March 12	Biblical Theology of Women in Ministry/Leadership (continued) Old Testament Women New Testament Women Class presentations		
March 13	Women in Pentecost/Assemblies of God Guest Lecturer		
March 14	Women of Color in the Church/AG (Guest: Dr. Shannon Polk) Contemporary Issues: #MeToo/#ChurchToo movements; The Billy Graham Rule, etc. Class presentations		
March 15	A Living Theology of Co-Gender Ministry Guest Lecturer		
Post-session	Take Home Case Study Term Paper		April 1 April 19

SPECIFIC DATA

Prepared by Stephanie Nance, DMin, January 2019.

ACADEMIC INTEGRITY:

As people of Christ, members of the broader academic community, and future professionals, it is incumbent upon every member of the Evangel community to employ and encourage integrity in all our academic and professional pursuits. Any and every instance of academic dishonesty compromises the mission of Evangel University and violates the standards we hold as people of Christ and practitioners within our professional fields. Students are expected to understand and avoid all forms of academic dishonesty, which includes falsification, cheating, collusion, and plagiarism.

As members of the Evangel community, students share the responsibility to deter and report academic dishonesty. Should a student become aware of a violation of academic integrity, he or she is encouraged to report the incident to a faculty member or department chairperson.

It is the responsibility of the faculty to address any and all acts of academic dishonesty. Sanctions for violations of academic dishonesty can include but are not limited to a failing grade on an assignment, a failing grade for the course, suspension from school, or expulsion from the university. Evangel's policy on academic integrity, as published in the Student Handbook, appears in Section VIII. University Policies: Academic Integrity.

ELECTRONIC DEVICES IN THE CLASSROOM:

- *It is expected that electronic devices will be used during class to support the students' learning. Any use of technology that substantially degrades the learning environment, promotes dishonesty or illegal activities is prohibited.*
- *Cell phones should only be used for academic purposes during class. It is not permissible to answer cell phones or engage in text messaging while class is in session. Should an emergency situation arise that requires you to use your cell phone, please make the professor aware of the circumstances.*

DISABILITY ACCOMMODATIONS:

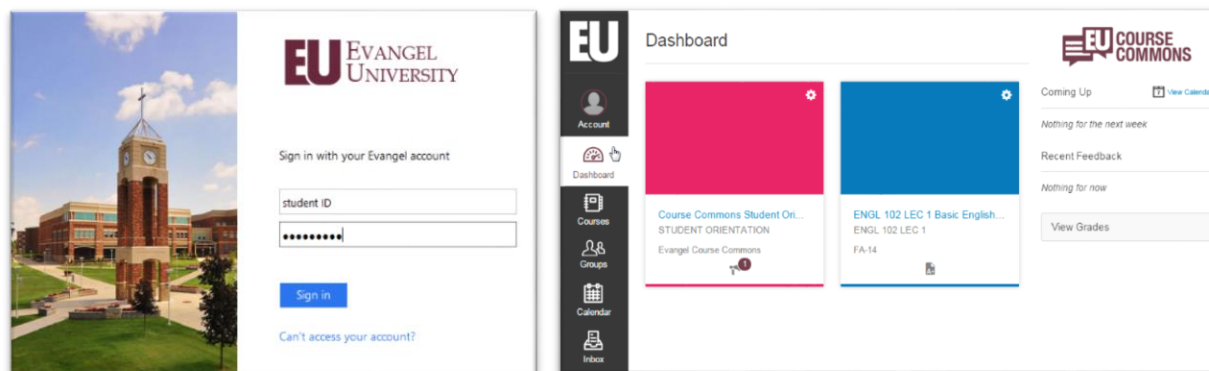
Evangel University is committed to equal educational opportunities for students with disabilities in accordance with Section 504 of the Rehabilitation Act of 1973 and the American with Disabilities Act as amended (ADA). Academic Support, a division of the Center for Student Success, is the office designated by Evangel University to review disability documentation, determine reasonable accommodations, and develop plans for the provision of such accommodations.

If you have already established accommodations through Academic Support and receive accommodation memos, please meet with me to discuss the provisions of those accommodations as soon as possible (accommodations are not retroactive). If you have not yet established accommodations, but have a disability or health condition (permanent or temporary) that may have some impact on your work in this class and for which you may require accommodations, you are welcome to contact Academic Support staff in the Center for Student Success (ZM-208; 417-865-2815 x.8215) so that accommodations can be

arranged. See the Disability and Academic Accommodations Handbook for further information on the accommodations process.

— COURSE COMMONS Information —

This course will use *COURSE COMMONS*, Evangel's learning management system. There are links to *COURSE COMMONS* in the Student Portal and the Evangel website. The login page for *COURSE COMMONS* is <https://courses.evangel.com/>.

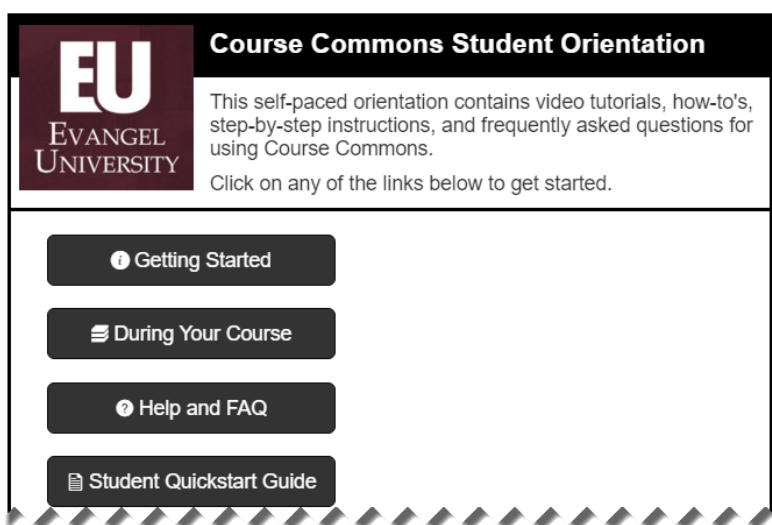


**Use your
Evangel**

username and password to login.

COURSE COMMONS STUDENT ORIENTATION

All Evangel students have access to the [Course Commons Student Orientation](#). If you are new to *COURSE COMMONS* you are encouraged to take advantage of this excellent resource. As part of your course preparation, this will help you make the most of the features that are available to you as a student.



ACCESSING THE COURSE IN COURSE COMMONS

Access your courses list by clicking on the Courses icon on the Global Navigation menu on the left of the screen. You can also click on the course card on the Dashboard.

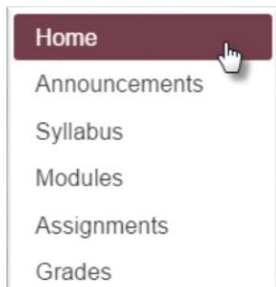
To customize your Courses list, see the following Help Guide: [How do I customize my Courses list?](#)

Students will have access to this course in *COURSE COMMONS* seven (7) days before the official beginning of the semester. Students have until seven (7) days after the semester begins to complete financial registration. If financial registration is not completed by the seventh day, course access will be revoked.

After the end of the semester, students will have read-only access to the course through *COURSE COMMONS*. Only access to already submitted work, course resources and grades will be available.

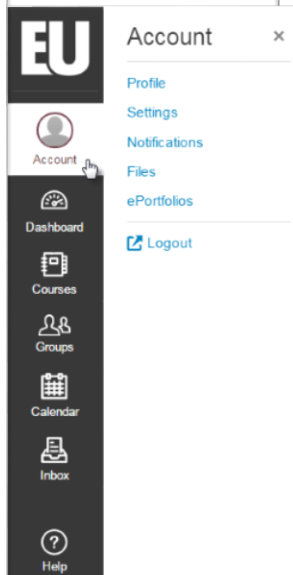
ACCESSING COURSE CONTENT IN COURSE COMMONS

The professor controls the availability of course content and features. Some items may be unavailable until a date set by the professor.



You can navigate the course content and features using the Course Navigation menu on the left. This menu can be customized by the professor, so it may differ from course to course, depending on what features the professor has chosen to make available.

You can collapse the Course Navigation menu to focus on the page content. Click on the menu icon in the upper left (which looks like 3 lines). You can expand the menu by clicking on the menu icon again.



All course content (syllabus, modules, course materials, assignments, online quizzes, online discussions, grades, etc.) can be accessed using the links in the Course Navigation menu. Students can adjust their personal settings in *COURSE COMMONS*. Click on the Account icon to access the Account menu.

On the **Profile** page, you can add a profile picture to your account. You can also edit your display name, which will show to your instructor and peers throughout *COURSE COMMONS*.

The **Settings** link allows you to add additional contact methods (personal email or cell phone number for text message alerts) to your account. You can also add external services, like Twitter, Skype or Google Drive.

The **Notifications** link allows you to customize *what* notifications you receive from *COURSE COMMONS* and *how* and *when* you receive them. This is a student-centered feature that allows you to optimize your notifications to help you stay connected to what is happening in all your courses.

For more information, see the following pages in the *COURSE COMMONS* Student Orientation: [How to Update your Profile and Settings](#) and [How to Update Your Notifications Preferences](#).

ACCESSING GRADES IN COURSE COMMONS

All course grades will be recorded and shown through *COURSE COMMONS*. Simply click the "Grades" button on the lower right of the Dashboard to access your grades for all courses. You can also use the Grades link in the Course Navigation to access your grades for this course.

For more information on how to check your grades and what you can do from the Grades page, see the following page from the *COURSE COMMONS* Student Orientation: [How to Check My Grades](#).

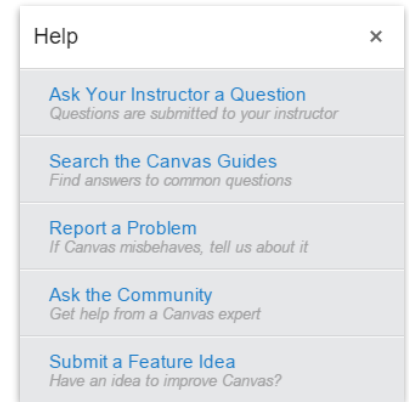
HOW TO GET HELP WITH COURSE COMMONS

Help is never more than a few clicks away! You can access the Help menu from any page in *COURSE COMMONS*.

Click on the Help icon in the lower left corner of the screen. Because the *COURSE COMMONS* is powered by the Canvas Learning Management System, all help guides and helpdesk tickets will reference Canvas.

From the Help menu, you can send a message to your instructor, search the Canvas Help Guides, or report a problem.

You can browse and search the Help Guides using the following link: <https://community.canvaslms.com/community/answers/guides/>.



COURSE COMMONS TROUBLESHOOTING

Do you have a question about a quiz, an assignment, or another item in the course? Contact your professor.

Are you having technical problems with COURSE COMMONS? Click the Help icon, click "Report a Problem" and complete the form to file a ticket for a personal response from the support team. Please be sure to include a thorough description of the problem.

Are you having trouble with your Evangel account (username and password)? Contact the IT Helpdesk at 417-865-2815 ext. 8368 (phone), helpdesk@evangel.edu