



ASSEMBLIES OF GOD THEOLOGICAL SEMINARY
Evangel University
“Shaping Servant Leaders”

PTH 530 Church Planting	John Davidson, Ph.D
3 Credit Hours	(417) 862-2781 x3539
Fall 2018	Available by email
Oct 11-12 8a-4:30p, Oct 13 8a-noon	davidsonj@evangel.edu
Room	Office hours: call re: availability
<p>Required Texts: Christopherson, Jeff. <i>Kingdom First: Starting Churches that Shape Movements</i>. Nashville: B&H Publishing, 2015. (280 pages, ISBN: 978-1433688836). Stetzer, Ed and Daniel Im. <i>Planting Missional Churches: Your Guide to Starting Churches that Multiply (2nd Edition)</i>. Nashville: B&H Publishing, 2016. (416 pages, ISBN: 978-1433692161). Wilson, Todd. <i>Multipliers: Leading Beyond Addition</i>. Exponential Resources, 2017. (226 pages, ISBN: 978-1624240164, available for free at https://exponential.org/resource-ebooks/multipliers/).</p>	

EVANGEL UNIVERSITY MISSION:

Evangel University is a comprehensive Christian university committed to excellence in educating and equipping students to become Spirit-empowered servants of God who impact the Church and society globally.

AGTS MISSION:

Shaping servant leaders with the knowledge, skills and passions to revitalize the church and evangelize the world in the power of the Spirit.

COURSE DESCRIPTION

This course represents a partnership between AGTS and the Church Multiplication Network offering students a unique academic vehicle for engaging the subject of church planting. Drawing on CMN's six principles for launching a church, the class will provide a facilitated forum in which students discover the literature of the field, the best start-up practices, and their own calling. Rather than teaching a specific model, the course uses a principle-based approach capable of guiding the student's decisions on how to reach a community. Primary instruction takes place through interaction with leading

practitioners brought to each class both live and by internet. The course culminates in a Prospectus in which each student lays out the design of a real-world church plant.

COURSE PREREQUISITES:

none

COURSE PURPOSE:

This course will introduce students to the key concepts of church multiplication.

COURSE REQUIREMENTS:

BASIC TECHNOLOGY, COMMUNICATION, AND READING REQUIREMENTS

Although this course is conducted as a seated course, it will also be enhanced for online learners, and will use COURSE COMMONS for submitting assignments.

- *All assignments are due on the date and time specified on the Course Outline and the assignment drop boxes in COURSE COMMONS.*
- *All students are expected to communicate with the instructor any concerns, technical difficulties, and/or questions they may have via email, phone call, or face-to-face appointment.*
- *Students are expected to have daily access to:*
 - *A computer*
 - *The Internet*
 - *Evangel Email*
- *All assignments need to be submitted Microsoft Word format.*
 - *File extension: .docx or .doc format*
 - *Campus computer labs have Microsoft Office 2013 or Office 2016 installed.*
 - *The latest version of Office is available for your personal machine. It can be downloaded by following the instructions at: <https://help.evangel.edu/hc/en-us/articles/201759875-How-Do-I-Get-Microsoft-Office-for-free->*
- *Unless otherwise directed by your instructor, all assignments will be submitted to drop boxes on COURSE COMMONS.*

ATTENDANCE:

Since the seated portion of this course is only two and a half days, it is imperative that students attend the entire seated portion in person. Course attendance will be determined by the student's participation in the online assignments.

COURSE OUTCOMES:

Course Learning Outcomes: Upon completion of this course, the student will be able to:	Program Learning Outcomes	EU20	Faith, Work & Economics Integration
1. Articulate a theological rationale for the multiplication of the church.	N/A	N/A	N/A
2. Demonstrate the ability to explain a variety of church planting models and which is most advisable in a given context.	N/A	N/A	N/A
3. Analyze CMN's principle-based model of church planting.	N/A	N/A	N/A
4. Design a functional ministry plan for effectively starting a church.	N/A	N/A	N/A
5. Assess the culture of a community and adapt ministry to it	N/A	N/A	N/A

COURSE ASSIGNMENTS:

All assignments have specific due dates that are listed on the attached course outline. **Unless otherwise directed by the instructor, all assignments are submitted to the Course Commons dropboxes.**

1. Assignment 1 – Critical Reflection Paper

a. Read the required textbooks

b. Based on the reading of all of the literature and your ministry context, write a 5-6 page critical reflection paper that contains responses to the following questions:

- i. What specific reading caused you to contemplate the most? Why?
- ii. What are the most significant pastoral issues raised by the reading?
- iii. Which are germane to your ministry context? Why?
- iv. How has the reading influenced your pastoral thinking or future ministry?
- v. What statement or perspective in the reading did you disagree with most?
- vi. Quote what you consider the most significant or impacting statement and describe why this statement is significant.

2. Assignment 2 – Church Plant Building Blocks (CPBB)

a. Complete each of the weekly Church Plant Building Blocks assignments by the due dates noted in the course outline.

3. Assignment 3 – Church Planting Prospectus

- a. A 30-35 page paper is intended to be a practical step-by-step process that could be followed in an actual start-up situation. Use the six CMN questions as the structure of the Prospectus. If possible, make this an actual proposal; however, even hypothetical projects should be based on planting in real world locations. The Prospectus should cover everything from the background research for the plant through launch and year one. The full written version of the project is due by the date noted in the course outline.

All written work should reflect master's level work. Papers should be double spaced, with 1 inch margins, using a 12pt Times New Roman font. You will be graded on writing skill as well as content, so edit your work.

ASSESSMENT:

All assignments will be assessed using the grading and weighting scales noted below.

GRADING SCALE

A	94 to 100%	C	74 to 76%
A-	90 to 93%	C-	70 to 73%
B+	87 to 90%	D+	67 to 70%
B	84 to 86%	D	64 to 66%
B-	80 to 83%	D-	60 to 63%
C+	77 to 80%	F	0 to 59%

GRADING POLICY

Assignment	Points	Percentage
Critical Reflection Paper	100	25
Church Planting Building Blocks	80	35
Church Planting Prospectus	100	40
Total	270	100

Students should retain a copy of all work submitted, until they have received a grade for this work.

Students are expected to complete all course work in a timely fashion as specified in this syllabus. A grade of IP (In Process) will be issued if the course ends after the AGTS semester ends. A grade of I (Incomplete) may be granted at the discretion of the professor for extenuating circumstances upon the presentation of the Incomplete Grade Request form: <http://agts.edu/current-students/administrative-forms/>.

The approved Incomplete request will extend the due date for up to ninety days and may include a grade reduction. Students may not register for courses in a new term if carrying more than two IP or I grades.

ACADEMIC INTEGRITY:

As people of Christ, members of the broader academic community, and future professionals, it is incumbent upon every member of the AGTS-Evangel community to employ and encourage integrity in all our academic and professional pursuits. Any and every instance of academic dishonesty compromises the mission of AGTS-Evangel and violates the standards we hold as people of Christ and practitioners within our professional fields. Students are expected to understand and avoid all forms of academic dishonesty, which includes falsification, cheating, collusion, and plagiarism.

It is the responsibility of the faculty to address any and all acts of academic dishonesty. Sanctions for violations of academic dishonesty can include but are not limited to a failing grade on an assignment, a failing grade for the course, suspension from school, or expulsion from the university. AGTS-Evangel's policy on academic integrity, as published in the Student Handbook, appears in Section VIII. University Policies: Academic Integrity.

DISABILITY ACCOMMODATIONS:

AGTS-Evangel is committed to equal educational opportunities for students with disabilities in accordance with Section 504 of the Rehabilitation Act of 1973 and the American with Disabilities Act as amended (ADA). Academic Support, a division of the Center for Student Success, is the office designated by AGTS-Evangel to review disability documentation, determine reasonable accommodations, and develop plans for the provision of such accommodations.

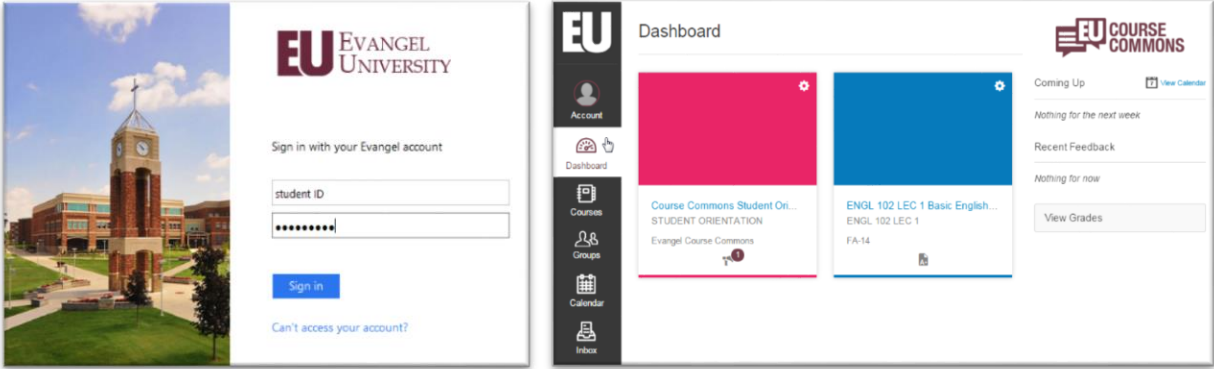
If you have already established accommodations through Academic Support and receive accommodation memos, please meet with me to discuss the provisions of those accommodations as soon as possible (accommodations are not retroactive). If you have not yet established accommodations, but have a disability or health condition (permanent or temporary) that may have some impact on your work in this class and for which you may require accommodations, you are welcome to contact Academic Support staff in the Center for Student Success (ZM-208; 417-865-2815 x.8215) so that accommodations can be arranged. See the Disability and Academic Accommodations Handbook for further information on the accommodations process.

COURSE OUTLINE

Dates	Lesson	Activity	Due	Points
Module 1 Aug 27-31, 2018	No Seated Course	Reading Post an introduction of yourself	Fri., Aug. 31, 11:59PM	10
Module 2 Sept 3-7, 2018	No Seated Course	Reading 1st century Church mission statement	Fri., Sept. 7, 11:59PM	10
Module 3 Sept 10-14, 2018	No Seated Course	Reading 10 Key demographic traits	Fri., Sept. 14, 11:59PM	10
Module 4 Sept 17-21, 2018	No Seated Course	Reading Mission statement for your new church	Fri., Sept. 21, 11:59PM	10
Module 5 Sept 24-28, 2018	No Seated Course	Reading Your church's vision and values	Fri., Sept. 28, 11:59PM	10
Module 6 Oct 1-5, 2018	No Seated Course	Reading Crucial metaphor describing your church	Fri., Oct. 5, 11:59PM	10
Module 7 Oct 11-13, 2018	In Session at AGTS	Attend class Thur-Sat		
Module 8 Oct 15-19, 2018	No Seated Course	Reading Dream team list	Fri., Oct. 19, 11:59PM	10
Module 9 Oct 22-26	No Seated Course	Reading 5 metric for evaluation	Fri., Oct. 26, 11:59PM	10
Module 10 Oct 29-Nov 2, 2018	No Seated Course	Critical Reflection Paper	Fri., Nov. 2, 11:59PM	100
Module 11 Nov 5-Dec 3	No Seated Course	Church Planting Prospectus	Mon., Dec. 3 11:59PM	100

Course Commons

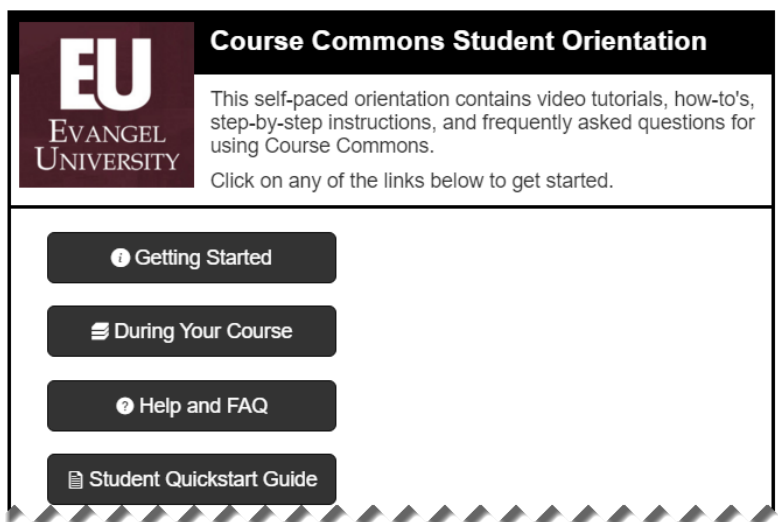
This course will use Course Commons, Evangel's learning management system. There are links to Course Commons in the Student Portal and the Evangel website. The login page for Course Commons is <https://courses.evangel.com/>.



Use your Evangel username and password to login.

Course Commons Student Orientation

All Evangel students have access to the [Course Commons Student Orientation](#). If you are new to Course Commons, you are encouraged to take advantage of this excellent resource. As part of your course preparation, this will help you make the most of the features that are available to you as a student.



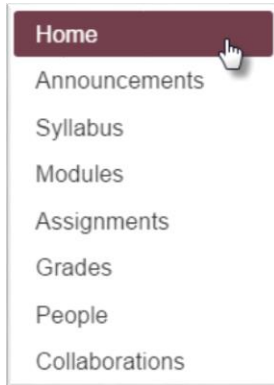
Accessing the Course in Course Commons

Access your courses list by clicking on the Courses icon on the Global Navigation menu on the left of the screen. You can also click on the course card on the Dashboard.

To customize your Courses list, see the following Help Guide: [How do I customize my Courses list?](#)

Students will have access to this course in Course Commons seven (7) days before the official beginning of the semester. Students have until seven (7) days after the semester begins to complete financial registration. If financial registration is not completed by the seventh day, course access will be revoked.

After the end of the semester, students will have read-only access to the course through Course Commons. Only access to already submitted work, course resources and grades will be available.



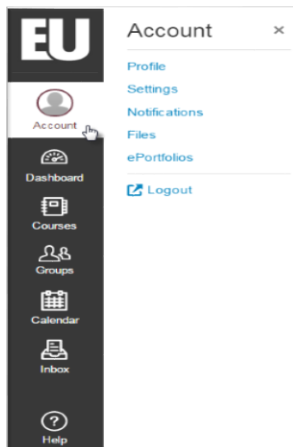
Accessing Course Content in Course Commons

The professor controls the availability of course content and features. Some items may be unavailable until a date set by the professor.

You can navigate the course content and features using the Course Navigation menu on the left. This menu can be customized by the professor, so it may differ from course to course, depending on what features the professor has chosen to make available.

You can collapse the Course Navigation menu to focus on the page content. Click on the menu icon in the upper left (which looks like 3 lines). You can expand the menu by clicking on the menu icon again.

All course content (syllabus, modules, course materials, assignments, online quizzes, online discussions, grades, etc.) can be accessed using the links in the Course Navigation menu.



Personal Settings in Course Commons

Students can adjust their personal settings in Course Commons. Click on the Account icon to access the Account menu.

On the **Profile** page, you can add a profile picture to your account. You can also edit your display name, which will show to your instructor and peers throughout Course Commons.

The **Settings** link allows you to add additional contact methods (personal email or cell phone number for text message alerts) to your account. You can also add external services, like Twitter, Skype or Google Drive.

The **Notifications** link allows you to customize *what* notifications you receive from Course Commons and *how* and *when* you receive them. This is a student-centered feature that allows you to optimize your notifications to help you stay connected to what is happening in all your courses.

For more information, see the following pages in the Course Commons Student Orientation: [How to Update your Profile and Settings](#) and [How to Update Your Notifications Preferences](#).

Accessing Grades in Course Commons

All course grades will be recorded and shown through Course Commons. Simply click the "Grades" button on the lower right of the Dashboard to access your grades for all courses. You can also use the Grades link in the Course Navigation to access your grades for this course.

For more information on how to check your grades and what you can do from the Grades page, see the following page from the Course Commons Student Orientation: [How to Check My Grades](#).

How to Get Help with Course Commons

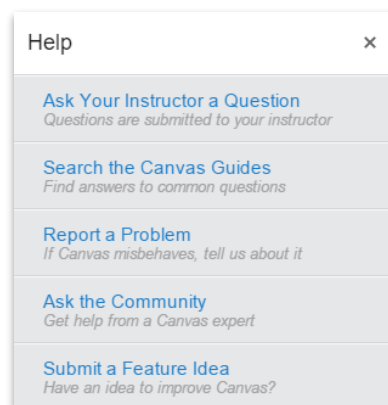
Help is never more than a few clicks away! You can access the Help menu from any page in Course Commons.

Click on the Help icon in the lower left corner of the screen. Because the Course Commons is powered by the Canvas

Learning Management System, all help guides and helpdesk tickets will reference Canvas.

From the Help menu, you can send a message to your instructor, search the Canvas Help Guides, or report a problem.

You can browse and search the Help Guides using the following link:
<https://community.canvaslms.com/community/answers/guides/>.



Course Commons Troubleshooting

Do you have a question about a quiz, an assignment, or another item in the course? Contact your professor.

Are you having technical problems with Course Commons? Click the Help icon, click "Report a Problem" and complete the form to file a ticket for a personal response from the support team. Please be sure to include a thorough description of the problem.

Are you having trouble with your Evangel account (username and password)? Contact the IT Helpdesk at 417-865-2815 ext. 8368 (phone), helpdesk@evangel.edu (email), or help.evangel.edu.

SPECIFIC DATA

Prepared by John Davidson, Summer 2018.