



## Global Missions Department

*"Shaping Servant-Leaders"*

— Syllabus —

<p><b>COURSE NUMBER and TITLE:</b> MCSE 639 Intercultural Urban Ministries <b>CREDIT HOURS:</b> 3 <b>SEMESTER:</b> Summer 2018 <b>COURSE DAY/TIME:</b> July 16-22, 2018 <b>LOCATION:</b> The City of Chicago</p>	<p><b>INSTRUCTOR:</b> Dr. Mark Hausfeld <b>PHONE:</b> 417-773-0002 <b>OFFICE:</b> AGTS Faculty Suite <b>EMAIL:</b> hausfeldm@evangel.edu <b>OFFICE HOURS:</b> Wednesday</p>
<p><b><u>REQUIRED TEXTS:</u></b> Bakke, Ray. <i>A Theology As Big As The City</i>. Downers Grove, IL: InterVarsity Press, 1997. Brooks, Christopher W. <i>Urban Apologetics: Why the Gospel is Good News for the City</i>. Grand Rapids, MI: Kregel Publications, 2014. Keller, Timothy. <i>Loving the City: Doing Balanced, Gospel-Centered Ministry in Your City (Center Church)</i>. Grand Rapids, MI: Zondervan, 2016. McClory, Robert. <i>Radical Disciple: Father Pfleger, St. Sabina Church and the Fight for Social Justice</i>. Chicago: Chicago Review Press, 2010. McDowell, Bruce A. and Anne Zaka. <i>Muslims and Christians at the Table</i>. Phillipsburg, NJ: Presbyterian and Reform Publishing Co., 2000</p> <p><b><u>REQUIRED CLASS SUPPLIES:</u></b> Electronic devices will be used on a regular basis in this class. Please bring an electronic device on which you can view professional and news articles and participate in group activities to class each day.</p>	

### **ASSEMBLIES OF GOD THEOLOGICAL SEMINARY MISSION:**

The purpose of Assemblies of God Theological Seminary is to train men and women to fulfill the mission of the Church as taught in Scripture—*Shaping servant leaders with knowledge, skill and passion to revitalize the Church and evangelize the world in the power of the Spirit.*

### **EVANGEL UNIVERSITY MISSION:**

Evangel University is a comprehensive Christian university committed to excellence in educating and equipping students to become Spirit-empowered servants of God who impact the Church and society globally.

### **CATALOG DESCRIPTION:**

## MCC 635 Intercultural Urban Ministries

Chicago becomes an urban ministries laboratory in which the class explores the diverse contextual issues facing urban ministries and dissects a theology/missiology of urban mission in real time and context. Students discover the value of developing ethnic diversity in the local church and formulate a consistent pattern of spiritual formation to under gird the practice of intercultural urban ministry.

### **COURSE PREREQUISITES:**

There are no prerequisites.

### **COURSE PURPOSE:**

This course takes place in the City of Chicago. The student is engaged in real time and place in an urban laboratory in which the class will be able to apply readings and class discussions in theology, sociology, ministry, intercultural communications, ethnic/religious diversity, spiritual formation and leadership skills as they engage the city, ministries and the lost.

— *Schedule* —

### **COURSE OUTLINE:**

Daily themes for spiritual formation, discussion, and on site visits (Sites may change because of unforeseen reasons):

#### **Monday:**

- Leadership and Vision for Effective Urban Mission On site: New Life Community Church Host: Pastor Mark Jobe
- Understanding the City Theologically and Historically On site: Chinatown and Chicago History Museum Host: Mark Hausfeld

#### **Tuesday:**

- Understanding the City Theologically and Historically On site: Chinatown and Chicago History Museum Host: Mark Hausfeld

#### **Wednesday:**

- Constructing a Contextualized Theology and Practice of Mission On site: Maranatha Chapel Evergreen Park, IL Host: Doug Banks **The class will have the afternoon free to rest and/or explore Chicago**

#### **Thursday:**

- Racial, Ethnic and Cultural Context On site: St. Sabina's Catholic Church Host: Rev. Dr. Father Michael Pflieger

#### **Friday:**

- Ethnic and Religious Diversity in Urban Ministries On site: American Islamic College  
Host: American Islamic College Administration, Faculty and Students

### **Saturday:**

- Constructing a Contextualized Theology and Praxis On site: South Asian Friendship Center (contextualized church service for Hindu seekers) Host: David Eckels

### **Sunday:**

- Worship with the Urban Church On site: New Life Community Church and St. Sabina's Catholic Church

### **COURSE ASSIGNMENTS:**

1. Read the textbooks by Bakke, Keller, McClory, McDowell/Zaka, and Fountain. Prepare **a 2-3-page type written reflection paper** on each book noting 4 elements in the text that were most significant to you. **Due Date: Monday July 2, 2018 by e-mail.**
2. Write a 2-page journal **reflection on each day's** time of spiritual formation, classroom discussion, and on site visit. A minimum of 14 pages is required. Journal entries should be made at the end of each class day to maximize the learning experience. **The final typewritten reflection journal should be submitted, by e-mail, to the instructor by Sunday July 8, 2018.**
3. Submit a 10-page (BA); 15 page (MA) or 20 page (doctorl) typewritten research project that focuses on one of the themes covered in classroom sessions and on site visits. Emphasis should be given to integrating your research into a practical application of urban ministry. **Due Date: Sunday August 5, 2018.**

### **COURSE REQUIREMENTS:**

- All students are expected to communicate with the instructor any concerns, technical difficulties, and/or questions they may have via email, phone call, or face-to-face appointment.
- Students are expected to have daily access to:
  - a computer
  - the Internet
  - Evangel email.
- All assignments need to be submitted Microsoft Office format.
  - MS Word file extension: .docx or .doc format
  - MS PowerPoint 2013, 2016 or Show, file extension: .pptx or .ppsx
  - The latest version of Office is available for your personal machine. It can be downloaded without charge by following the instructions at: <https://help.evangel.edu/hc/en-us/articles/201759875-How-Do-I-Get-Microsoft-Office-for-free->
- All formal papers (unless otherwise specified by the instructor) are to be formatted according to AGTS's T8-SBL2 Academic Style.<sup>1</sup>

---

<sup>1</sup> This is the official, agreed-upon set of options of AGTS's faculty based on the 8<sup>th</sup> ed. of Turabian, *A Manual for Writers of Research Papers, Theses, and Dissertations*, and superseded by any differences from T8 in the *Society for Biblical Literature Handbook of Style*, 2<sup>nd</sup> ed. Full details are found in COURSE COMMONS, the AGTS website [see especially the D.Min Writing

**ATTENDANCE:**

Class attendance is extremely important to your success as a student. Building a habit of good attendance will translate into your professional responsibilities in your future career and make you a more valuable member of a professional team. There are no excused absences, but should you be absent from class, you will be responsible for collecting information you miss. Attendance is taken at the beginning of class. You are expected to be present and on time. Three tardies will count as one absence, and failure to complete assignments associated with our online class sessions will count as being absent from class

**COURSE OUTCOMES:****COURSE OUTCOMES:**

*Upon completion of this course, the student will be able to:*

<b>COURSE LEARNING OUTCOMES (CLOs):</b> <i>Course Learning Outcomes:</i> <i>Upon completion of this course, the student will be able to:</i>	<b>Program Learning Outcomes</b>	<b>EU20</b>	<b>Faith, Work &amp; Economics Integration</b>
1. Analyze the urban ministry context	MAIS/M.DIV – PLO #3	E 3,4 G 3,4	Outcomes 1,2,4
2. Explain the Bible's theology of the city	MAIS/M.DIV – PLO #2,3	C 3 E 5 G 3,4	Outcomes 1,2,4
3. Use principles and absolutes from observed models of urban ministries	MAIS/M.DIV – PLO #2,4,5	C 2 E 2 G 3,4,5	Outcomes 1,2,4,6
4. Implement truths from class lectures, media and examples of urban ministries	MAIS/M.DIV – PLO #1,2,4,5,6	C 3 E 2 G 1,2,3,4,5	Outcomes 1,2,4
5. Design an urban ministry strategy for a local context	MAIS/M.DIV – PLO #4,5,6	C 4 E 3, 11 G 1,2,3,4,5	Outcomes

**GRADING SCALE:** COURSE COMMONS DEFAULT GRADING SCALE PROVIDED BELOW

A	94 to 100%	C	74 to < 77%
A-	90 to < 94%	C-	70 to < 74%
B+	87 to < 89%	D+	67 to < 70%
B	84 to < 87%	D	64 to < 67%
B-	80 to < 84%	D-	61 to < 64%
C+	77 to < 80%	F	0 to < 61%

**GRADING POLICY:** See the Evangel University/AGTS handbook.

### **ACADEMIC INTEGRITY:**

As people of Christ, members of the broader academic community, and future professionals, it is incumbent upon every member of the Evangel community to employ and encourage integrity in all our academic and professional pursuits. Any and every instance of academic dishonesty compromises the mission of Evangel University and violates the standards we hold as people of Christ and practitioners within our professional fields. Students are expected to understand and avoid all forms of academic dishonesty, which includes falsification, cheating, collusion, and plagiarism.

As members of the Evangel community, students share the responsibility to deter and report academic dishonesty. Should a student become aware of a violation of academic integrity, he or she is encouraged to report the incident to a faculty member or department chairperson.

It is the responsibility of the faculty to address any and all acts of academic dishonesty. Sanctions for violations of academic dishonesty can include but are not limited to a failing grade on an assignment, a failing grade for the course, suspension from school, or expulsion from the university. Evangel's policy on academic integrity, as published in the Student Handbook, appears in Section VIII. University Policies: Academic Integrity.

**ELECTRONIC DEVICES IN THE CLASSROOM:** *Insert your personal policy, if desired.*

**EXAMPLE:**

- *It is expected that electronic devices will be used during class to support the students' learning. Any use of technology that substantially degrades the learning environment, promotes dishonesty or illegal activities is prohibited.*
- *Cell phones should only be used for academic purposes during class. It is not permissible to answer cell phones or engage in text messaging while class is in session. Should an emergency situation arise that requires you to use your cell phone, please make the professor aware of the circumstances.*

### **DISABILITY ACCOMMODATIONS:**

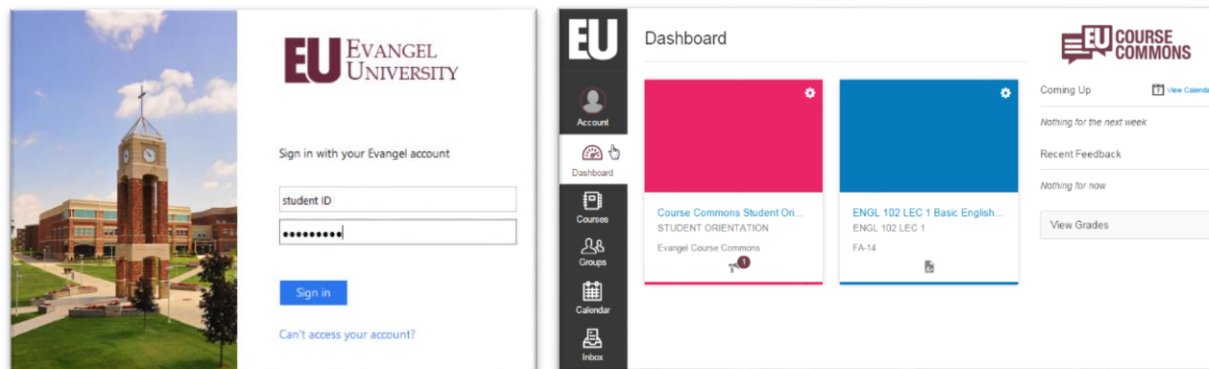
Evangel University is committed to equal educational opportunities for students with disabilities in accordance with Section 504 of the Rehabilitation Act of 1973 and the American with Disabilities Act as amended (ADA). Academic Support, a division of the Center for Student Success, is the office designated by Evangel University to review disability documentation, determine reasonable accommodations, and develop plans for the provision of such accommodations.

If you have already established accommodations through Academic Support and receive accommodation memos, please meet with me to discuss the provisions of those accommodations as soon as possible (accommodations are not retroactive). If you have not yet established accommodations, but have a disability or health condition (permanent or temporary) that may have some impact on your work in this class and for which you may require accommodations, you are welcome to contact Academic Support staff in the Center for Student Success (ZM-208; 417-865-2815 x.8215) so that accommodations can be

arranged. See the Disability and Academic Accommodations Handbook for further information on the accommodations process.

— COURSE COMMONS Information —

This course will use COURSE COMMONS, Evangel's learning management system. There are links to COURSE COMMONS in the Student Portal and the Evangel website. The login page for COURSE COMMONS is <https://courses.evangel.com/>.

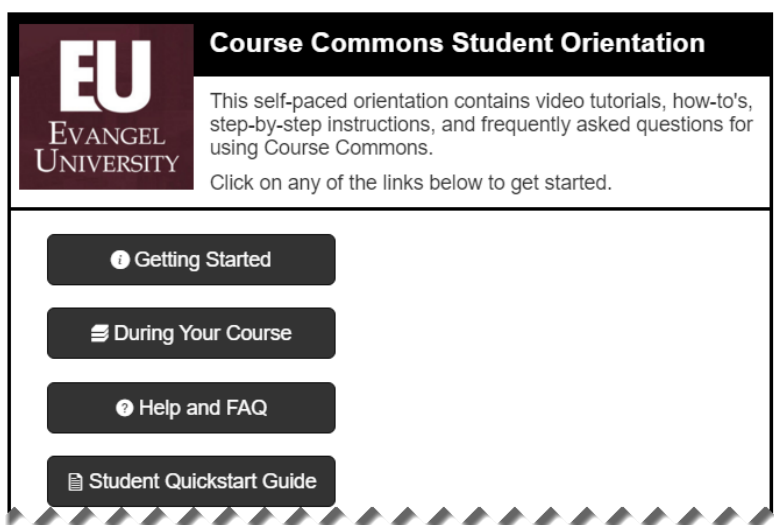


**Use your  
Evangel**

**username and password to login.**

### **COURSE COMMONS STUDENT ORIENTATION**

All Evangel students have access to the [Course Commons Student Orientation](#). If you are new to COURSE COMMONS you are encouraged to take advantage of this excellent resource. As part of your course preparation, this will help you make the most of the features that are available to you as a student.



### **ACCESSING THE COURSE IN COURSE COMMONS**

Access your courses list by clicking on the Courses icon on the Global Navigation menu on the left of the screen. You can also click on the course card on the Dashboard.

To customize your Courses list, see the following Help Guide: [How do I customize my Courses list?](#)

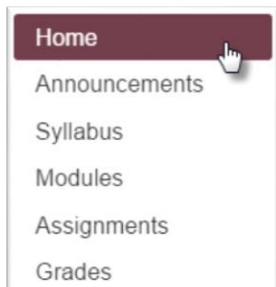
Students will have access to this course in COURSE COMMONS seven (7) days before the official beginning of the semester. Students have until seven (7) days after the semester begins to complete financial registration. If financial registration is not completed by the seventh day, course access will be revoked.



After the end of the semester, students will have read-only access to the course through *COURSE COMMONS*. Only access to already submitted work, course resources and grades will be available.

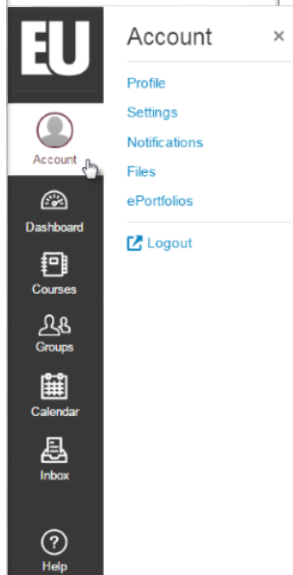
## **ACCESSING COURSE CONTENT IN COURSE COMMONS**

The professor controls the availability of course content and features. Some items may be unavailable until a date set by the professor.



You can navigate the course content and features using the Course Navigation menu on the left. This menu can be customized by the professor, so it may differ from course to course, depending on what features the professor has chosen to make available.

You can collapse the Course Navigation menu to focus on the page content. Click on the menu icon in the upper left (which looks like 3 lines). You can expand the menu by clicking on the menu icon again.



All course content (syllabus, modules, course materials, assignments, online quizzes, online discussions, grades, etc.) can be accessed using the links in the Course Navigation menu. Students can adjust their personal settings in *COURSE COMMONS*. Click on the Account icon to access the Account menu.

On the **Profile** page, you can add a profile picture to your account. You can also edit your display name, which will show to your instructor and peers throughout *COURSE COMMONS*.

The **Settings** link allows you to add additional contact methods (personal email or cell phone number for text message alerts) to your account. You can also add external services, like Twitter, Skype or Google Drive.

The **Notifications** link allows you to customize *what* notifications you receive from *COURSE COMMONS* and *how* and *when* you receive them. This is a student-centered feature that allows you to optimize your notifications to help you stay connected to what is happening in all your courses.

For more information, see the following pages in the *COURSE COMMONS* Student Orientation: [How to Update your Profile and Settings](#) and [How to Update Your Notifications Preferences](#).

## **ACCESSING GRADES IN COURSE COMMONS**

All course grades will be recorded and shown through *COURSE COMMONS*. Simply click the "Grades" button on the lower right of the Dashboard to access your grades for all courses. You can also use the Grades link in the Course Navigation to access your grades for this course.

For more information on how to check your grades and what you can do from the Grades page, see the following page from the *COURSE COMMONS* Student Orientation: [How to Check My Grades](#).

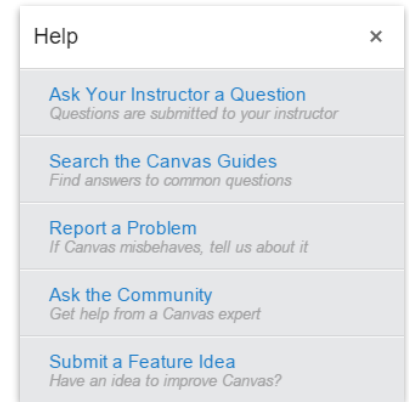
## **HOW TO GET HELP WITH COURSE COMMONS**

Help is never more than a few clicks away! You can access the Help menu from any page in *COURSE COMMONS*.

Click on the Help icon in the lower left corner of the screen. Because the *COURSE COMMONS* is powered by the Canvas Learning Management System, all help guides and helpdesk tickets will reference Canvas.

From the Help menu, you can send a message to your instructor, search the Canvas Help Guides, or report a problem.

You can browse and search the Help Guides using the following link: <https://community.canvaslms.com/community/answers/guides/>.



## **COURSE COMMONS TROUBLESHOOTING**

***Do you have a question about a quiz, an assignment, or another item in the course?*** Contact your professor.

***Are you having technical problems with COURSE COMMONS?*** Click the Help icon, click "Report a Problem" and complete the form to file a ticket for a personal response from the support team. Please be sure to include a thorough description of the problem.

***Are you having trouble with your Evangel account (username and password)?*** Contact the IT Helpdesk at 417-865-2815 ext. 8368 (phone), [helpdesk@evangel.edu](mailto:helpdesk@evangel.edu)